

RED WOLVES

ARKANSAS STATE



2018 Women's Soccer Reference Guide

TABLE OF CONTENTS



INTRODUCTION

Table of Contents	1
Quick Facts	2

COACHES AND STAFF

Head Coach Brian Dooley	3-5
Assistant Coach Shannon Washington	6
Assistant Coach Daniel O'Hare	7

2018 RED WOLVES

Roster	8
Returning Players	9-29
Newcomers	30-33

2017 REVIEW

Final Notebook	34
Results	35
Box Scores	36-40
Season Stats	41
Sun Belt Conference Stats	42
Team Comparison	43
Team Highs and Lows	44
Sun Belt Conference Recap	45

RECORDS

Scoring	46-47
Shot	48
Goalkeeping	49-50
Miscellaneous	51
Coaches	52
Yearly Statistics	53-54
Yearly Results	55
Year-by-Year	56-58
All-Time Results	59
All-Time Letterwinners	60-62

HISTORY

Individual Awards & Honors	63
Off the Field	64
Conference Tournament	65
Hall of Honor	66-69

MEDIA

A-State Soccer Park	70
Locker Room	71
Academics Commitment	72
Athletics Facilities	73
Arkansas State University	74-75
Jonesboro	76
ASU Administration	77
ASU System President Dr. Charles Welch	78
A-State Chancellor Dr. Kelly Dampousse	79
Director of Athletics Terry Mohajir	80-82
Athletics Department Directory	83
Media Relations	84
Media Outlets	85

CREDITS

The 2018 Arkansas State Soccer Media Guide is a production of the A-State Athletics Media Relations Office. Written, compiled and edited by Assistant Director of Media Relations, Chris Graddy. Cover design by Arkansas State University Media Services. Editorial assistance from Media Relations Director Jerry Scott and Assistant Directors Mark Taylor and Dennen Cuthbertson. Photos courtesy of Travis Clayton, Hannah Dolle, Sun Belt Conference and A-State Media Relations Office.

UNIVERSITY QUICK FACTS



UNIVERSITY INFORMATION

Location	Jonesboro, Ark.
Enrollment	14,085
Founded	1909
Nickname	Red Wolves
Colors	Scarlet & Black
President	Dr. Charles Welch
Chancellor	Dr. Kelly Dampousse
Athletics Director	Terry Mohajir
Department Phone	(870) 972-3880
Conference	Sun Belt
Arena (Capacity)	A-State Soccer Park (1,000)
Press Row Phone	(870) 972-2541
Ticket Office Phone	(870) 972-2781

COACHING STAFF

Head Coach	Brian Dooley (Nova Southeastern, 1987)
A-State Record/Years	18-28-6/3
Career Record/Years	210-152-27/22
Assistant Coach	Shannon Washington (Tulsa, 2011)
Assistant Coach	Daniel O'Hare (Tennessee Wesleyan, 2016)
Athletic Trainer	Austin Kuhl
Strength & Conditioning	Jen Taft

MEDIA RELATIONS

Assistant Director/MBB Contact	Chris Graddy
Office Phone	(870) 972-2707
Cell Phone	(870) 340-7836
Office Fax	(870) 972-3367
E-mail	cgraddy@astate.edu
Mailing Address	217 Olympic Drive Jonesboro, AR 72401

TEAM INFORMATION

2017 Overall Record	9-6-2
2017 Home Record	4-3-0
2017 Away Record	5-3-1
2017 Neutral Record	0-0-1
2017 SBC Record/Finish	5-4-1/4th
2017 SBC Home Record	3-2-0
2017 SBC Away Record	2-2-1
Final 2017 Ranking	N/A
Returning Starters	10
Letterwinners Returning	17
Letterwinners Lost	3
Newcomers	6

PROGRAM HISTORY

First Season of Competition	2000
All-Time Record (17 seasons)	96-171-24
All-Time Sun Belt Record (17 season)	43-110-14
NCAA Appearances	0

2017 SCHEDULE

Date	Opponent	Time
Aug. 10	Lipscomb#	2:00 p.m.
Aug. 16	UT Martin#	4:00 p.m.
Aug. 19	Omaha	1:00 p.m.
Aug. 24	at Saint Louis	7:00 p.m.
Aug. 31	at Tulsa	7:30 p.m.
Sept. 2	at Oral Roberts	1:00 p.m.
Sept. 8	Central Arkansas	4:00 p.m.
Sept 13	Memphis	4:00 p.m.
Sept. 16	at Coastal Carolina*	Noon
Sept. 21	ULM*	3:00 p.m.
Sept. 23	Georgia State*	Noon
Sept. 28	at Louisiana*	7:00 p.m.
Sept. 30	at Texas State*	Noon
Oct. 4	South Alabama*	3:00 p.m.
Oct. 12	at Troy*	7:00 p.m.
Oct. 14	at Little Rock*	1:00 p.m.
Oct. 19	Georgia Southern*	3:00 p.m.
Oct. 21	Appalachian State*	Noon
Oct.31 - Nov. 4	SBC Tournament	TBA

* - Denotes Sun Belt Conference Game

- Exhibition

Game times are Central Standard Time and subject to change

The screenshot shows the website www.astateredwolves.com. At the top, it says 'THE OFFICIAL HOME OF ARKANSAS STATE INTERCOLLEGIATE ATHLETICS'. Below that is the 'RED WOLVES' logo with navigation links for SPORTS, TICKETS, RED WOLVES FOUNDATION, FANS, ATHLETICS, VIDEO/MEDIA, and MERCHANDISE. A banner for 'GET 10% OFF ALL DUPLERS, TOTES, BACKPACKS' is visible. The main content area features a photo of the women's soccer team in red uniforms. Below the photo, it says 'A-State Soccer Announces 2017 Schedule' and lists the schedule. At the bottom, there is a 'Red Wolves Digital Network' section with video thumbnails for Victoria Macintosh interview, Peyton Ticelet interview, Megan McCutic interview, Olivia Smith interview, and Maggie ESB interview.

FOLLOW A-STATE ON SOCIAL MEDIA

Arkansas State athletics can be followed through the social media networks of Twitter, Facebook and YouTube. You can follow A-State on Twitter through both @AStateRedWolves and @AStateGameDay. Fans can become friends of A-State on Facebook by going to Facebook.com/AStateRedWolves.



Brian Dooley

Head Coach • Third Season

In his three seasons in Jonesboro Dooley has helped build the Red Wolves into a strong contender in one of the nation's toughest soccer conferences. In 2017 he coached the team to a 9-6-2 overall record and to a second straight appearance in the Sun Belt Conference Tournament. The nine wins accounted for the third most in school history and included contests against some of the nation's stoutest competition.

In addition to the team success, Dooley played a vital role in helping Sarah Sodoma, Riley Ebenroth and Kelsey Ponder claim Second-Team All-Conference status with outstanding individual seasons in 2017. Ponder was named to the all-conference for the second consecutive season and set numerous goalkeeping records throughout the year, including the lowest single-season goals against average at 0.57. Ebenroth helped the Red Wolves' become one of the toughest defensive units in the league and was a dangerous force on the offensive end with her touch on corner kicks.

Sodoma was a breakout performer for A-State and also became for the first player in school history to be named the Sun Belt Conference Freshman of the Year. It also marked the second straight year that Coach Dooley had a member of his team win an end-of-the-year postseason award from the conference (Taylor Schneider – Newcomer of the Year in 2016). Schneider was the first player in school history to win an individual award.

In 2016 under Dooley's tutelage, Ponder finished second in the league in saves and save percentage was named as a Sec-

ond-Team All-Sun Belt Conference selection. It was the program's first all-conference recognition since the 2013 season when it placed two on the team. Ponder also ranked in the top-5 nationally throughout much of the season in saves and save percentage and has been recognized as one of the most difficult goalkeepers to score against in Division I by several soccer college publications.

A name highly recognized in collegiate soccer, Dooley came to Arkansas State after serving as the associate head coach at Missouri for two seasons. Prior to that, he spent 14 seasons as the head coach at Florida Atlantic and began his head-coaching career with a four-year stint at Barry University from 1995-98.

Over his two years with the Tigers, Dooley helped Missouri to a 20-16-6 overall record and a 10-7-4 mark in the SEC. During his first year with the program, Missouri knocked off three top-25 teams, which accounted for the most wins over ranked opponents for the Tigers since 2008. This past season, Missouri finished with a 12-7-3 record and advanced to the second round of the NCAA Tournament after knocking off Kansas in Lawrence to start the tournament.

In his 14 seasons at Florida Atlantic Dooley compiled a 139-112-17 record and had a .700 winning percentage over his first 10 seasons at the school. Seven of his teams won 14 or more matches during a season and eight of his teams posted winning seasons. He also led the Owls to their first appearance in the NCAA Tournament and his squads consistent were challengers for the Atlantic Sun and Sun Belt Conference championships.



From 1999-2009 his FAU teams averaged 11 wins per year and seven league victories per year.

Dooley’s teams captured three Atlantic Sun Conference regular-season titles and enjoyed a seven-year run in which FAU was the only league team to qualify for the post-season tournament. The 2005 squad tied a program record with 16 victories (16-4-1), was a perfect 9-0 in Atlantic Sun play, and captured both the league’s regular-season and post-season championships to qualify for the NCAA Tournament. In 2003, his team set the school record with 16 victories and a 10-1 record in A-Sun matches. The Owls won four straight conference title matches from 2000-03 after winning just eight A-Sun matches in six seasons prior to Dooley’s arrival at the school.

Dooley’s teams have been recognized for their excellent defensive play. His 2006 FAU team led all Division I teams in shutout percentage (.762) and held opponents scoreless in 16 of its 21 matches. The Owls followed that in 2007 by posting nine shutouts and allowing 6.8 shots per match while surrendering just 15 goals.

Under Dooley’s guidance, three different players earned the Atlantic Sun Conference’s Player of the Year Award in seven seasons. Seventeen players were honored with first-

team all-conference selections, 16 were second-team honorees and 11 were named to the all-freshmen team. Two players from the 2007 squad were first-team selections in the Sun Belt Conference, while another earned second-team honors in 2010. The program also had the league’s Newcomer of the Year award winner in 2007 and 2008. In all, Dooley has coached 36 student-athletes to

DOOLEY CAREER COACHING RECORD

<i>School</i>	<i>Season</i>	<i>Overall</i>		<i>Conference</i>	
Barry	1995	16-2-1	.868	--	--
Barry	1996	11-4-1	.719	--	--
Barry	1997	14-2-2	.833	--	--
Barry	1998	12-4-0	.750	5-0-0	1.000
FAU	1999	5-9-1	.367	4-4-1	.500
FAU	2000	14-6-0	.700	7-2-0	.778
FAU	2001	14-5-1	.725	7-2-1	.750
FAU	2002	14-5-0	.747	10-1-0	.909
FAU	2003	16-4-1	.786	9-1-0	.900
FAU	2004	11-4-3	.694	7-2-1	.750
FAU	2005	16-4-1	.786	9-0-1	.786
FAU	2006	11-8-2	.571	7-4-0	.636
FAU	2007	9-8-2	.526	6-4-1	.591
FAU	2008	7-10-2	.421	5-4-2	.545
FAU	2009	5-12-3	.325	3-7-1	.318
FAU	2010	6-13-0	.316	5-6	.455
FAU	2011	6-11-1	.361	2-8-1	.227
FAU	2012	5-13-0	.278	3-7-0	.300
A-State	2015	3-14-1	.166	1-7-1	.111
A-State	2016	6-8-3	.353	4-5-1	.400
A-State	2017	9-6-2	.588	5-4-1	.550
Career	21 YRS	210-152-27	.540	95-68-12	.543

HEAD COACH



all-conference selections, had 11 named to all-freshmen teams, coached three to player of the year honors and two to newcomer of the year status.

On the international level, Dooley has coached 10 players that have gone on to represent their home countries on national teams (Finland, Scotland, Jamaica and Puerto Rico) and four have played at the professional level.

At Barry University, Dooley's teams had a 53-12-4 record in four seasons and advanced to the NCAA Division II national championship match in 1995. The Lady Bucs also qualified for postseason play in 1996, 1997 and 1998, and Dooley coached nine National Soccer Coaches Association of America All-American players. His Barry teams were virtually unbeatable at home, going 29-1-2 in Miami Shores.

Dooley played an instrumental role in establishing Barry's success as an assistant coach for five years (1990-94). The college posted a 71-11-2 record during that time, and won NCAA Division II national championships in 1992 and 1993.

Dooley attended Florida International University, where he was a midfielder on

FIU's 1982 NCAA Division II national championship team. He started his coaching career as an assistant on the FIU staff for five years.

Dooley received a bachelor's degree from Nova Southeastern University in 1987. He and his wife, Marie, are the parents of three boys: Sean, Connor, and Ciaran.

THE DOOLEY FILE

THE DOOLEY FILE

Wife: Marie

Children: Sean, Connor & Ciaran

College: Nova Southeastern, 1987

Years in coaching: 27

COACHING ASSIGNMENTS YEAR-BY-YEAR

Years	School	Position	Postseason
1990-94	Barry	Assistant Coach	
1995-98	Barry	Head Coach	3 NCAA Tournaments
1999-12	FAU	Head Coach	1 NCAA Tournament
2013-14	Missouri	Assistant Coach	2 NCAA Tournaments
2015-Pres.	Arkansas State	Head Coach	

AWARDS AND HONORS

- Achieved No. 2 National Ranking at Barry in 1995
- Three Straight NCAA Tournament Appearances at Barry
- Back-to-back A-Sun Title Games (2000-01)
- Led FAU to the NCAA Cup Tournament in 2005
- Won two regular season titles at FAU (2002-03)
- Went to back-to-back NCAA Cup Tournaments as an assistant at Missouri



Shannon Washington

Associate Head Coach • Third Season

Shannon Washington enters her third season at Arkansas State and her second as the Associate Head Coach.

In her first two seasons at Arkansas State she has helped the program make numerous strides both on and off the field. In 2017, Washington played a key role in helping the team rack up the third most wins (9) in school history, while also making a return trip to the Sun Belt Conference Tournament.

Washington played a key role in the development of 2017 Sun Belt Conference Freshman of the Year Sarah Sodoma, who led all freshman in the league with eight goals. She also collected 20 points on the year, which was the most by a true freshman in school history. Sodoma is the first player in school history to be named the league's freshman of the year.

In her first season, Washington helped the Red Wolves return to the Sun Belt Conference Tournament for the first time since the 2013 season. She was also instrumental in the development of Second-Team All-Sun Belt Conference goalkeeper Kelsey Ponder, who broke the A-State single season record saves with 112, while her 6.59 saves per game average ranked her 12th best in the nation (second highest in school history).

Ponder finished her season with 1.15 goals against average for the year, the second lowest in school history, ranking her top-5 in save percentage and in the Sun Belt for goals against average. Ponder was recognized by the conference on Oct. 11 as the Defensive Player of the Week for her efforts on the road against Louisiana and Texas State, a back to back shut out and her 4th overall in season (tied school record). Ponder's accolades continue by making the Athletic Director's Honor Roll.

She also worked closely with Taylor Schneider, becoming A-State's first student-athlete to win an individual postseason award when the Sun Belt Conference named her the Newcomer of the Year. Schneider was recognized by the conference on Oct. 11 as the Offensive Player of the Week for

her two goals against Louisiana and Texas State. She led the team in goals and finished second in assists, while also collecting three-game winning goals, a mark that ranked in the top-25 nationally. Schneider also claims a spot on the Director's Honor Roll.

Washington came to A-State from Kansas University where she served as the Director of Operations for the Jayhawks' women's soccer program. During her season in Lawrence, the Jayhawks collected 10 victories and advanced to the finals of the Big 12 Championship Tournament.

In addition to her duties on the field, Washington also organized scouting reports, travel itineraries, meals, videos and highlights, recorded game stats, team stats, director of team camps and served as the main liaison with the alumni.

Prior to her time at Kansas, she had a two-year stint as the strength and conditioning coach for the Northeastern State women's soccer program. During that time, she also earned her master's degree in Human and Health Performance.

Washington was a four-year letterwinner for the Tulsa Hurricane from 2006-10. During her four years in Tulsa she tallied five goals, six assists and had a role in 12 shutouts. She was also the captain of the squad in both her junior and senior years.

She graduated from Tulsa in 2011 with a bachelor's degree in exercise sports science.

A native of Vancouver, Canada, Washington also enjoyed a highly successful club and Olympic Development career. In 2006, she started 21 of 24 games for the women's premier team in Canada, where she recorded 12 goals and 10 assists and helped her squad to regional and league titles.

She saw time with the Canadian Youth National Team in three-consecutive years. She also competed overseas in Spain, Denmark and Sweden where she helped her various teams win gold titles in all three countries.

She and her husband, Travis, reside in Jonesboro. In her free time, she enjoys spending quality time with family, outdoor activities, traveling and serving the church.



Daniel O'Hare

Graduate Assistant Coach • Second Season

Daniel O'Hare is entering his second season as a graduate assistant coach for the Arkansas State women's soccer team.

O'Hare serves as the Red Wolves' goalkeeper coach and guided his group to the best single-season goals-against-average in school history at 0.85 in 2017. A-State rotated among two primary goalkeepers in Kelsey Ponder and Megan McClure. The pair combines to allow just 15 goals on the year and had six shutouts and nine victories.

Ponder took over as the team's primary keeper late in the year and was named as an All-Sun Belt Conference Second Team selection after she set numerous school records during the year. She broke her own record by collecting five shutouts on the year and currently possesses the lowest single-season goals-against average in the program's history at 0.57. She also owns the record for most wins by a goalkeeper in a career at 14 finished the year ranked in the top-five in saves percentage.

Before joining Arkansas, O'Hare had a two year appointment with McMinn United FC in Athens, Tenn., as the club's director of goalkeeping. Prior to that worked for FC Dallas

as a residential coach where he evaluated goalkeepers and outfield players for the recruitment to the FC Dallas Academy.

O'Hare played collegiately at the University of Limerick in Ireland for two years before transferring to the U.S. where he finished out his career at Tennessee Wesleyan University as a goalkeeper. The Bulldogs, who were ranked regularly in the top 25, advanced to the Appalachian Athletic Conference tournament in each of his two seasons with the squad, while winning 19 games and keeping 6 shutouts during his time with the club.

He also worked with Wimbleton FC Regional Academy in his hometown of Cork in Ireland as an assistant soccer coach and head goalkeeping coach for nearly four years before moving to the United States.

His duties at Arkansas State will include serving at the goalkeeper coach and assisting with the day-to-day operations of the team.

O'Hare graduated Tennessee Wesleyan with his bachelor's degree in Business Administration with an emphasis in finance. He is currently working on master's degree in Business Administration at Arkansas State.

2018 ROSTER**NUMERICAL**

No.	Name	Ht.	Yr.	Pos.	Exp.	Hometown/Last School
0	Eda Senger	5-6	So.	GK	TR	Lake Hills, Ill. (Middle Tennessee)
1	Kelsey Ponder	5-7	Sr.	GK	3L	St. Louis, Mo. (St. Joseph Academy)
2	Olivia Smith	5-6	So.	F/D	1L	High Ridge, Mo. (Cor Jesu Academy)
3	Lindsey Brochu	5-5	Jr.	M	2L	Berlin, Ct. (Berlin HS)
5	Abby Harris	5-5	Jr.	M/F	2L	Manahawkin, N.J. (Southern Regional HS)
6	Victoria MacIntosh	5-6	So.	M/D	1L	Manchester, Mo. (Parkway South HS)
7	Sarah Sodoma	5-5	So.	F	1L	Manchesterr, Mo. (Parkway South HS)
8	Shayla Dixon	5-4	Sr.	M	1L	Maumelle, Ark. (Maumelle HS)
9	Sophia Restrepo	5-7	Fr.	M/D	HS	Cape Coral, Fla. (Estero HS)
10	Riley Ebenroth	5-10	Sr.	D	1L	O'Fallon, Mo. (Illinois State)
11	Hailey Schue	5-5	So.	M	1L	Chesterfield, Mo. (Lafayette HS)
12	Hannah Davis	5-7	Jr.	D	2L	Fayetteville, Ark. (Fayetteville HS)
13	Amy Andrea	5-6	Sr.	D	2L	Indian Creek, Ill. (Vernon Hills HS)
14	Maggie Ertl	5-9	So.	F	1L	Tulsa, Okla. (Bishop Kelley HS)
15	Taylor Schneider	5-10	Sr.	M	2L	Ballwin, Mo. (Illinois State)
17	Peyton Trester	5-6	So.	F/D	1L	Kansas City, Mo. (Liberty HS)
16	Bailey Gellis	5-9	So.	F	1L	West Creeok, N.J. (Southern Regional HS)
18	Hailey Furio	5-5	So.	M	1L	Naperville, Ill. (Neuqua Valley HS)
19	Julie Chambers	5-7	Jr.	F	2L	Jonesboro, Ark. (Valley View HS)
20	Dana O'Boye	5-8	Jr.	D	2L	Plainfield, Ill. (Plainfield HS)
21	Julianna Coates	5-9	So.	D	1L	Tulsa, Okla. (Union HS)
22	Annica Karlsson	5-6	Sr.	M	1L	Vantaa, Finland (Makelanrinne Sports HS)
23	Megan McClure	6-0	So.	GK	1L	Webster Groves, Mo. (Webster Groves HS)
24	Jill Wipke	5-7	Fr.	D	HS	Wildwood, Mo. (Lafeytte HS)
25	Riley Minard	5-5	Fr.	D	HS	Overland Park, Kan. (Blue Valley Southwest HS)
26	Haley Husted	5-6	Fr.	M	HS	Norman, Okla. (Norman HS)
27	Hannah Maupin	5-6	Fr.	D	HS	Blue Springs, Mo. (Blue Springs South HS)



Kelsey Ponder

Senior • 5-7

St. Louis, Mo.

St. Joseph Academy

1

CAREER HIGHS

SAVES: 15 at Murray State (9/4/16)

AS A JUNIOR (2017)

Named as an All-Sun Belt Conference Second-Team selection ... the first player in school history to earn all-conference honors in back-to-back seasons ... became the school's all-time leader in career victories at 14 ... broke her own school record for shutouts in a single season with five (previous record was four) ... recorded the lowest single-season goals-against-average in school history at 0.55 (ranked as the 14th best in the nation in 2017) ... had the third best save percentage in the NCAA at .919 ... recorded 13 saves against at South Alabama on Oct. 13, a mark that is tied for the fifth most in a single game in school history ... her eight victories in 2017 are tied for the most in a single season by a goalkeeper in school history ... named to the Athletic Director's Honor Roll.

AS A SOPHOMORE (2016)

Became the seventh player in school history to earn All-Conference status when she was named to the All-SBC Second-Team at the end of the season ... broke the A-State single season record for saves with 112 (previous record was 108 by Susan Brown in 2009) ... finished the year ranked 15th in the nation in total saves ... her 6.59 saves per game average is the second highest in school history and ranked as the 12th best in the nation ... stopped 15 shots at Murray State on Sept. 4, a mark that is tied for the second most saves in a game in school history ... her six wins on the season are the second most for a goalkeeper in school history ... she also logged the second most minutes in goal in school history with 1,563:15 ... finished with a 1.15 goals against average for the year, the second lowest in school history ... tied the school record for the most shutouts in one season with four ... also tied the school record for the most ties in a single-season with three ... named to the Athletic Director's Honor Roll.

AS A FRESHMAN (2015)

Played in 10 matches, including eight starts in goal ... tied for the team lead in saves with 49 ... tied for the team lead with wins by a goalkeeper ... had a .754 saves percentage ... stopped a season-high 11 saves against South Alabama on Oct. 25 ... played a season-high 102 minutes against Central Arkansas on Aug. 28.

HIGH SCHOOL

She helped lead her team to a state championship this past season. As a four-year starter she earned all-conference awards in 2012 and 2013 after leading her team to the semi-finals in each of those seasons and then earned all-state accolades as a senior in 2014. She finished her final year with a 23-1 record (.957 winning percentage), had a 0.39 goal against average, a .914 saves percentage and finished the year with 20 shutouts.

CLUB TEAM

She was a member of Lou Fusz club team and won state championships in 2010, 2012 and 2014. Her club was a Region II finalist in 2010 and captured the Disney Soccer Showcase in 2013. Lou Fusz also participated in the National League in 2011-12, the MRL Premier League from 2011-13 and has reached the Missouri State finals in each of the last five seasons with Ponder serving as the team's goalkeeper. In addition to soccer, Ponder was a four-year all-conference player in softball at St. Joseph Academy and earned the distinct honor of speaking at the International Marine Science Convention in Hawaii in 2014.

CAREER STATISTICS

Year	GP	Min	GA	GAAvg	Saves	Save %	W-L-T	Sho
2015	0	652:55	16	2:21	49	.754	1-7-0	0.1
2016	17	1563:15	20	1.15	112	.848	6-7-3	4
2017	13	1155	7	0.55	79	.919	8-2-1	5
Total	39	3371:10	43	1.15	240	.848	15-16-4	9.1



Shayla Dixon

Senior • 5-48
 Bremerton, Wash.
 Central Kitsap HS

8

AS A JUNIOR (2017)

Did not appear in a match.

CAREER HIGHS

POINTS: 0

GOALS: 0

ASSISTS: 0

SHOTS: 0

AS A SOPHOMORE (2016)

Did not appear in a game ... named to the Athletic Director's Honor Roll.

HIGH SCHOOL

Helped Maumelle reach the finals of the Class 4A state finals in 2014 ... played against former A-State teammate Darrah Merritt in the championship game.

CAREER STATISTICS

Year	GP	Min	Goals	Assists	Points	Shots	Shot %	SOG	SOG %	GW	PK-ATT
2016	0	0	0	0	0	0	.000	0	.000	0	0-0
2017	0	0	0	0	0	0	.000	0	.000	0	0-0
Total	0	0	0	0	0	0	.000	0	.000	0	0-0



Riley Ebenroth

Senior • 5-10

O'Fallon, Mo.

Illinois State

10

CAREER HIGHS

POINTS: 1(4x)

GOALS: 0

ASSISTS: 1(4x)

SHOTS: 3(2x) Last: at ULM (10/15/17)

AS A JUNIOR (2017)

Named as an All-Sun Belt Second-Team All-Conference pick ... one of three Red Wolves to make the all-conference team in 2017 ... finished tied for the team lead with four assists ... led the team in corner kicks with 51 ... finished fourth on the team with 17 shots ... finished with nine shots on goal ... named to the Athletic Director's Honor Roll.

PREVIOUS SCHOOL (ILLINOIS STATE)

Appeared in 17 regular season matches and both MVC tournament matches ... key reserve member of defense that recorded a 0.87 goals against average and seven shutouts ... played a total of 562 minutes ... in 2016 named to MVC All-Freshman Team ... appeared in all 18 matches and started 17 ... started the final 17 matches as a defensive back ... scored first collegiate goal off a corner kick Oct. 29 at Indiana State ... second on the team in minutes played with 1,547 ... played 90+ minutes in 12 matches ... key member of defense that recorded a 1.72 goals against average and three shutouts.

HIGH SCHOOL

Four-year varsity player for head coach Greg Koeller at St. Dominic High School ... member of back-to-back state title teams (2013, 2014) ... member of three-time conference and district champions ... named to the 2012 Missouri Class 2 All-Freshman team and the 2012 All-Regional Freshman Team ... named second team all-conference in 2014 ... three-time Missouri State Cup champion with club team ... three-time runner-up in the Missouri State Cup with club team ... ranked first in graduating class with a 4.32 grade point average ... academic first honors 2011-15 ... member of National Honor Society ... also played basketball and volleyball ... plans to major in nursing.

CAREER STATISTICS

Year	GP	Min	Goals	Assists	Points	Shots	Shot %	SOG	SOG %	GW	PK-ATT
2017	17	1343	0	4	4	17	.000	9	.529	0	0-0
Total	17	1343	0	4	4	17	.000	9	.529	0	0-0



Amy Andrea

Senior • 5-6

Indian Creek, Ill.

Vernon Hills High School

13

CAREER HIGHS

POINTS: 1 vs. CCU (10/8/17)

GOALS: 0

ASSISTS: 1 vs. CCU (10/8/17)

SHOTS: 3 vs. Southern Miss (8/21/17)

AS A JUNIOR (2017)

Appeared in 16 games with two starts on the year ... collected an assist against Coastal Carolina on Oct. 8 ... part of a defensive unit that had the lowest goals-against-average in school history ... named to the Athletic Director's Honor Roll.

AS A SOPHOMORE (2016)

Appeared and started in 17 games ... logged 1,566 minutes and played the full-time in all but two matches ... took five shots with three landing on goal ... took a season-high two shots at Murray State on Sept. 4 ... played on the defensive back line that became one of the best units in the Sun Belt ... named to the Athletic Director's Honor Roll.

AS A FRESHMAN (2015)

Appeared and started in 18 games ... took eight shots, including a season-high three against Southern Miss on Aug. 21 ... had a season-high two shots on goal against Southern Miss ... had four shots land on goal for a .500 shots on goal percentage ... played a season-high 110 minutes against Georgia State on Oct. 2.

HIGH SCHOOL

She finished her career with seven goals, 14 assists and was part of a defensive backline that helped account for 28 shutouts during her three-year high school career. Her team captured division championships in 2012 and 2013 and made the playoffs from 2012-14 during Andrea's time with the school. She also earned all-conference, all-area and all-sectional honors during her high school career.

CLUB TEAM

FC 1974 Libertyville went undefeated without conceding at the Showcase of the South Tournament in February of 2013 and then captured the Midwest Regional League championship the following fall. Her team finished ranked sixth in the state of Illinois through the fall of 2013 and into the spring season of 2014. Outside of soccer, Andrea has been an honor roll student in each of the last three years.

CAREER STATISTICS

Year	GP	Min	Goals	Assists	Points	Shots	Shot %	SOG	SOG %	GW	PK-ATT
2015	18	1605	0	0	0	8	.000	4	.500	0	0-0
2016	17	1566	0	0	0	5	.000	3	.600	0	0-0
2017	16	605	0	1	1	0	.000	0	.000	0	0-0
Total	51	3776	0	1	1	13	.000	7	.538	0	0-0



Taylor Schneider

Senior • 5-10
Ballwin, Mo.
Illinois State

15

CAREER HIGHS

POINTS: 3 vs. MVSU (9/11/16)

GOALS: 1 (6x)

ASSISTS: 1(3x) Last: vs. Little Rock (9/22/17)

SHOTS: 3(3x) Last: at UCA (9/3/17)

AS A JUNIOR (2017)

Appeared and started in 13 games before suffering a season-ending wrist injury against Coastal Carolina ... scored two goals on the year, with her first coming against Louisiana on Sept. 15 and the second at Appalachian State on Sept. 29 ... collected her only assist of the season against Little Rock on Sept. 22 ... took 12 shots with five landing on goal ... played all 110 times in a double-overtime tie against Appalachian State.

AS A SOPHOMORE (2016)

Became the first player in program history to win a postseason individual award when she was named to the Sun Belt Conference Newcomer of the Year ... led the team with four goals and two assists ... led the team with three game-winning goals, including two on back-to-back matches at Louisiana and at Texas State ... that total was tied for the fourth most in the Sun Belt and ranked 126th nationally ... also led the team with 10 points, the only player to reach double-figures ... she took 18 shots with 10 landing on goal for a .556 shots on goal percentage ... appeared and started in all 17 games ... logged 1,476 minutes ... named to the Athletic Director's Honor Roll.

AT PREVIOUS SCHOOL (2015)

Appeared in 13 matches as a reserve defensive midfielder at Illinois State ... played a season-high 31 minutes Sept. 6 at Wisconsin and Sept. 26 vs. Drake.

HIGH SCHOOL

Four-year starter for head coach Tim Walters at Lafayette High School ... first team All-State and Missouri Offensive Player of the Year (2015) ... first team All-Metro and All-Conference choice junior and senior year (2014, 2015) ... led Lafayette High School in goals scored in 2013 ... two-year captain for high school team ... four-year captain for club team ... three-time state finalist with club team and two-time state champion ... Disney Showcase champion with club team (2012) and Disney Showcase finalist (2014) ... maintained a 3.5 grade point average ... plans to major in finance with a goal of being an entrepreneur.

CAREER STATISTICS

Year	GP	Min	Goals	Assists	Points	Shots	Shot %	SOG	SOG %	GW	PK-ATT
2016	17	1476	4	2	10	18	.222	10	.556	3	0-0
2017	13	1089	2	1	5	12	.167	5	.417	0	0-0
Total	30	2565	6	3	15	30	.200	15	.500	3	0-0



Annica Karlsson

Senior • 5-6

Vantaa, Finland

Makelanrinne High School

22

CAREER HIGHS

POINTS: 2 (2x) Last: vs MVSU (9/11/16)

GOALS: 1 (2x) Last: MVSU (9/11/16)

ASSISTS: 0

SHOTS: 2(2x) Last: at Murray St. (9/4/16)

AS A JUNIOR (2017)

Did not appear in a match ... named to the Athletics Director Honor Roll.

AS A SOPHOMORE (2016)

Appeared in 11 matches with three starts ... tallied 446 minutes with a season-high 74 at Murray State on Sept. 4 and against Mississippi Valley State on Sept. 11 ... scored a goal at La Tech on Aug. 28 and another against Mississippi Valley State on Sept. 11 ... took six shots with five landing on goal ... suffered a concussion against Appalachian State on Sept. 30 and was forced to sit out the remainder of the season ... named to the Athletic Director's Honor Roll.

CLUB TEAM

Captured three championships since 2011 and most recently she helped her club team to the women's Finnish Championship in 2014 ... in 2013 she helped her team to their second Finnish championship ... in 2011 her squad won its first of three championships ... the 2011 season also proved to be a big year for Karlsson as she claimed MVP honors at the Stadi Cup in Finland's top-flight division of soccer ... has been recognized for exceptional soccer skills and won several individual medals throughout her youth and prep career at various levels.

CAREER STATISTICS

Year	GP	Min	Goals	Assists	Points	Shots	Shot %	SOG	SOG %	GW	PK-ATT
2016	11	446	2	0	4	6	.333	5	.833	0	0-0
2017	0	0	0	0	0	0	.000	0	.000	0	0-0
Total	11	446	2	0	4	6	.333	5	.833	0	0-0



Lindsey Brochu

Junior • 5-5

Berlin, Ct.

Berlin High School

3

CAREER HIGHS

POINTS: 2 vs. Georgia State (10/16/16)

GOALS: 1 vs Georgia State (10/16/16)

ASSISTS: 0

SHOTS: 2 vs. Georgia State (10/16/16)

AS A SOPHOMORE (2017)

Appeared in seven games ... suffered a broken wrist in late October that caused her to miss 10 games ... returned to play against Little Rock in the Sun Belt Conference Tournament ... took just one shot on the year against Missouri State on Aug. 18 ... named to the Athletic Director Honor Roll.

AS A FRESHMAN (2016)

Appeared in 17 games with 15 starts on the season ... scores on her only goal of the season on Oct. 16 against Georgia State ... helped solidify the midfield with ability to cover all parts of the pitch ... played a full 90 minutes in seven matches, including 110 minutes in a tie with Troy on Sept. 18 ... took eight shots with four landing on target ... totaled 1,231 minutes played ... named to the Athletic Director's Honor Roll.

CLUB TEAM

Member of the FSA FC ECNL U18 team coached by Erin Fisher. The team is currently in second place in the New England Division of the U18 Northeast Conference with a 1-1 record. She has also played for SoccerPlus Elite (U16) and FSA United (U13-15).

CAREER STATISTICS

Year	GP	Min	Goals	Assists	Points	Shots	Shot %	SOG	SOG %	GW	PK-ATT
2016	17	1231	1	0	2	8	.125	4	.500	0	0-0
2017	5	374	0	0	0	1	.000	1	1.000	0	0-0
Total	22	1605	1	0	2	9	.111	5	.556	0	0-0



Abby Harris

Junior • 5-5

Manahawkin, N.J.

Southern Regional High School

5

CAREER HIGHS

POINTS: 1 vs. Oral Roberts (9/1/17)

GOALS: 0

ASSISTS: 1 vs. Oral Roberts (9/1/17)

SHOTS: 2 (4x)

AS A SOPHOMORE (2017)

Appeared in 16 games and made 15 starts ... captured her only assist of the season against Oral Roberts on Sept. 1 ... took a season-high two shots against Louisiana on Sept. 15 ... named to the Athletic Director's Honor Roll.

AS A FRESHMAN (2016)

Appeared in 15 games with eight starts ... logged 839 minutes on the year with a season-high of 76 at Little Rock on Oct. 2 ... took eight shots with three landing on target ... tied a season-high with two shots at Southeastern Louisiana, against UCA and against Mississippi Valley State ... split her time between midfield and forward positions ... named to the Athletic Director's Honor Roll.

HIGH SCHOOL

Prepped at Southern High School in Manahawkin, N.J., under the direction of head coach Ed Decker where she was named the 2015 Offensive Player of the Year. She also earned the top goal scorer honor and was named her team's Most Valuable Player.

CLUB TEAM

Played club soccer for South Jersey Academy FC Academy for head coach Jimmy Dellapietro.

CAREER STATISTICS

Year	GP	Min	Goals	Assists	Points	Shots	Shot %	SOG	SOG %	GW	PK-ATT
2016	15	839	0	0	0	8	.000	3	.375	0	0-0
2017	16	740	0	1	1	6	.000	3	.500	0	0-0
Total	31	1579	0	1	1	14	.000	6	.429	0	0-0



Hannah Davis

Junior • 5-7

Fayetteville, Ark.

Fayetteville High School

12

CAREER HIGHS

POINTS: 0

GOALS: 0

ASSISTS: 0

SHOTS: 1 at Little Rock (10/2/16)

AS A SOPHOMORE (2017)

Appeared in 5 games ... played a season-high 21 minutes against Louisiana on Sept. 15.

AS A FRESHMAN (2016)

Appeared in nine games off the bench ... took her only shot of the season at Little Rock on Oct. 2 ... logged 149 minutes with a season-high 52 at Little Rock ... named to the Athletic Director's Honor Roll.

HIGH SCHOOL

Prepped at Fayetteville High School where she helped the Bulldogs reach the semifinals of the Class 7A state tournament ... Fayetteville finished the season with a 16-4-1 overall record ... in conference play Davis and the Bulldogs compiled a 13-1 record and won the conference championship ... Davis finished as a 7A All-State selection and added five goals and two assists as a defender ... she was selected as the Northwest Arkansas Democrat Gazette Player of the 2016 at the end of her senior season.

CAREER STATISTICS

Year	GP	Min	Goals	Assists	Points	Shots	Shot %	SOG	SOG %	GW	PK-ATT
2016	15	839	0	0	0	8	.000	3	.375	0	0-0
2017	5	68	0	0	0	0	.000	0	.000	0	0-0
Total	14	217	0	0	0	1	.000	1	1.000	0	0-0



Julie Chambers

Junior • 5-7
Jonesboro, Ark.
Valley View High School

19

CAREER HIGHS

POINTS: 2 vs Georgia So. (10/23/16)

GOALS: 1 vs. Georgia So. (10/23/16)

ASSISTS: 1 at La Tech (8/28/16)

SHOTS: 2 vs. Georgia So. (10/23/16)

AS A SOPHOMORE (2017)

Appeared in three games ... played a season-high 11 minutes against Louisiana on Sept. 15 ... named to the Athletic Director's Honor Roll.

AS A FRESHMAN (2016)

Appeared in 16 games ... logged 495 minutes ... played a season-high 56 minutes in the Sun Belt Conference Tournament against Coastal Carolina on Nov. 2 ... scored her only goal of the season against Georgia Southern on Oct. 23 ... she took two shots with one landing on goal ... named to the Athletic Director's Honor Roll.

HIGH SCHOOL

Enters her senior season as the all-time leading scorer in Valley View history and helped the Blazers to the 2014 class 4A state championship. She has been named her team's Offensive Player of the Year three times and earned All-State and All-Conference recognition during the 2015 season which included scoring 20 goals and dishing out 21 assists. A two-time Best Under the Sun Player of the Year and the 2013 Best Under the Sun Newcomer of the Year.

CLUB TEAM

Arkansas Rush captured three state championships while Chambers was part of the team and she now competes on the Arkansas Revolution squad coached by Mallory McGilvray based in Jonesboro.

CAREER STATISTICS

Year	GP	Min	Goals	Assists	Points	Shots	Shot %	SOG	SOG %	GW	PK-ATT
2016	16	495	1	1	3	2	.500	1	.500	0	0-0
2017	3	19	0	0	0	0	.000	0	.000	0	0-0
Total	19	514	1	1	3	2	.500	1	.500	0	0-0



Dana O'Boye

Junior • 5-8

Plainfield, Ill.

Plainfield High School

20

CAREER HIGHS

POINTS: 4 at Missouri State (8/18/17)

GOALS: 2 at Missouri State (8/18/17)

ASSISTS: 1(2x) Last: vs Saint Louis (8/27/17)

SHOTS: 3(2x) Last: vs Little Rock (11/1/17)

AS A SOPHOMORE (2017)

Appeared and started in 16 games ... tied for second on the team with four goals ... scored two goals against Missouri State in the season opener on Aug. 18 ... both goals were penalty kick goals during regulation ... added another goal against Oral Roberts on Sept. 1 and then scored her final goal of the year on Nov. 1 in the Sun Belt Conference Tournament against Little Rock ... had eight shots on the year with five landing on target ... converted all three of her penalty kicks that she attempted ... named to the Athletic Director's Honor Roll.

AS A FRESHMAN (2016)

Appeared and started in 17 games ... logged 1,578 minutes ... play full-time in 15 matches ... was second on the team in minutes played ... tallied an assist against at Troy on Sept. 18 ... took six shots on the season with two landing on goal ... a central piece to one of the league's best defensive units ... named to the Athletic Director's Honor Roll.

HIGH SCHOOL

Prepped at Plainfield High School where she was a two sport athlete.

CLUB TEAM

Played for the Eclipse Select Club where she helped her team win the ECNL National Championship in 2013 at the U-15 level and another in 2014 at the U-16 level. In 2015 the U-17 squad earned a fifth place finish at the national tournament and was coached by Rory Dames, who is the current head coach for the Chicago Red Stars of the National Women's Soccer League.

CAREER STATISTICS

Year	GP	Min	Goals	Assists	Points	Shots	Shot %	SOG	SOG %	GW	PK-ATT
2016	17	1578	0	1	1	6	.000	2	.333	0	0-0
2017	16	1374	4	1	9	8	.500	5	.625	1	3-3
Total	33	2952	4	2	10	14	.286	7	.500	1	3-3



Olivia Smith

Sophomore • 5-6
High Ridge, Mo.
Cor Jesu Academy

2

CAREER HIGHS

POINTS: 2 vs CCU (10/8/17)

GOALS: 1 vs CCU (10/8/17)

ASSISTS: 1 vs Troy (9/17/17)

SHOTS: 2(3x) Last: at Georgia St. (10/20/17)

AS A FRESHMAN (2017)

One of five players to start in all 17 games ... played the second most minutes of any player at 1,402 ... scored her first career goal against Coastal Carolina on Oct. 8 ... captured her first career assist against Troy on Sept. 17 ... made starts on the defensive back line, midfield and as a forward throughout the season ... named to the Athletic Director Honor Roll.

HIGH SCHOOL

Prepped at Cor Jesu Academy where she earned 2016 St. Louis West and Central Missouri All-Region honors for Class 4 schools ... she also earned second-team all-conference in 2015.

CLUB TEAM

Helped Lou Fusz Soccer Club participate the 2016 Region II championship.

CAREER STATISTICS

Year	GP	Min	Goals	Assists	Points	Shots	Shot %	SOG	SOG %	GW	PK-ATT
2017	17	1402	1	1	3	11	.091	3	.273	1	0-0
Total	17	1402	1	1	3	11	.091	3	.273	1	0-0



Victoria MacIntosh

Sophomore • 5-6

Manchester, Mo.

Parkway South High School

6

CAREER HIGHS

POINTS: 4 at UT Martin (9/8/17)

GOALS: 2 at UT Martin (9/8/17)

ASSISTS: 0

SHOTS: 3(2x) Last: at Georgia So. (10/1/17)

AS A FRESHMAN (2017)

Appeared in all 17 games and started in the final 15 games of the season ... scored two goals against at UT Martin on Sept. 8, including the game-winning goal ... ranked fifth on the team with 16 shots on the year ... had four shots on goal ... named to the Athletic Director's Honor Roll.

HIGH SCHOOL

Prepped at Parkway South High School where she earned All-Class 1 Second-Team honors in 2016.

CLUB TEAM

Helped Lou Fusz Soccer Club participate the 2016 Region II championship.

CAREER STATISTICS

Year	GP	Min	Goals	Assists	Points	Shots	Shot %	SOG	SOG %	GW	PK-ATT
2017	17	1183	2	0	4	16	.125	4	.250	1	0-0
Total	17	1183	2	0	4	16	.125	4	.250	1	0-0



Sarah Sodoma

Sophomore • 5-5

Manchester, Mo.

Parkway South High School

7

CAREER HIGHS

POINTS: 4(2x) Last: vs Troy (9/17/17)

GOALS: 2(2x) Last: vs Troy (9/17/17)

ASSISTS: 1(4x)

SHOTS: 4(2x) Last: Georgia So. (10/1/17)

AS A FRESHMAN (2017)

Named the 2017 Sun Belt Conference Freshman of the Year ... the first player in school history to win the honor ... also named to the All-Sun Belt Conference Second-Team ... led the team with eight goals ... the total was tied for the fourth most in the league and was the most by a freshman in the conference ... the eight goals are also tied for the fourth most in school history in a single season ... accumulated 20 points on the year which was the most of any SBC freshman and good for sixth most overall in the conference ... the 20 points are the fifth most in a single season in school history ... named to the Athletic Director's Honor Roll.

HIGH SCHOOL

Prepped at Parkway South High School where she earned Suburban West First-Team All-Conference honors in 2016 ... she also was a first-team all-conference selection in 2014 as a freshman.

CLUB TEAM

Helped Lou Fusz Soccer Club participate the 2016 Region II championship.

CAREER STATISTICS

Year	GP	Min	Goals	Assists	Points	Shots	Shot %	SOG	SOG %	GW	PK-ATT
2017	17	1277	8	4	20	30	.267	19	.633	1	0-0
Total	17	1277	8	4	20	30	.267	19	.633	1	0-0



Hailey Schue

Sophomore • 5-5
Chesterfield, Mo.
Lafayette High School

11

CAREER HIGHS

POINTS: 0

GOALS: 0

ASSISTS: 0

SHOTS: 1 at South Alabama (10/13/17)

AS A FRESHMAN (2017)

Appeared in 15 games with two starts on the year ... took her only shot of the season against South Alabama on Oct. 13 ... suffered a season ending knee injury in mid-October ... named to the Athletic Director's Honor Roll.

HIGH SCHOOL

Prepped at Lafayette High School where she earned All-Class 1 First-Team honors in 2016

CLUB TEAM

Helped Lou Fusz Soccer Club participate the 2016 Region II championship

CAREER STATISTICS

Year	GP	Min	Goals	Assists	Points	Shots	Shot %	SOG	SOG %	GW	PK-ATT
2017	15	580	0	0	0	1	.000	1	1.000	0	0-0
Total	15	580	0	0	0	1	.000	1	1.000	0	0-0



Maggie Ertl

Sophomore • 5-9

Tulsa, Okla.

Bishop Kelley High School

14

CAREER HIGHS

POINTS: 2(3x) Last: Georgia St. (10/20/17)

GOALS: 1(3x) Last: Georgia St. (10/20/17)

ASSISTS: 1(3x) Last: Georgia So. (10/1/17)

SHOTS: 4 at UT Martin (9/8/17)

AS A FRESHMAN (2017)

Appeared and started 17 games ... scored three goals on the year with her first coming against Oral Roberts on Sept. 1 ... added another goal against Troy on Sept. 17 and her final one of the year at Georgia State on Oct. 20 ... also added three assists ... finished second on the team with 23 shots and tied for the team lead with 10 shots on goal ... had one game-winning-goal ... named the Athletic Director's Honor Roll.

HIGH SCHOOL

Was named to the Tulsa World Honorable Mention team as a freshman and sophomore ... she was named the Tulsa World Athlete of the Week in 2016 after the junior scored back-to-back hat tricks, helping the Comets defeat Coweta 9-0 in the Class 5A state quarterfinal last and then OKC Heritage Hall 5-3 on Tuesday in the semifinals to advance to the state final ... in 2016 she was named to the All-Area team by Vype-Oklahoma.

CLUB TEAM

Participated in the Blitz United Soccer Club system and mostly recently competed on the U19 squad.

CAREER STATISTICS

Year	GP	Min	Goals	Assists	Points	Shots	Shot %	SOG	SOG %	GW	PK-ATT
2017	17	911	3	3	9	23	.130	10	.435	1	0-0
Total	17	911	3	3	9	23	.130	10	.435	1	0-0



Bailey Gellis

Sophomore • 5-9

West Creek, N.J.

South Jersey Academy

16

CAREER HIGHS

POINTS: 0

GOALS: 0

ASSISTS: 0

SHOTS: 1(2x) Last: at ULM (10/15/17)

AS A FRESHMAN (2017)

Appeared in 16 games ... took two shots with one landing on goal ... played a season-high 44 minutes against Texas State on Sept. 24 ... named to the Athletic Director's Honor Roll.

HIGH SCHOOL

Excelled at both soccer and track and field in high school and earned a spot on the USA Today All-Shore Track and Field team as a sophomore.

CLUB TEAM

A member of the South Jersey Academy and recently helped the U19 squad to a 11-11-2 record.

CAREER STATISTICS

Year	GP	Min	Goals	Assists	Points	Shots	Shot %	SOG	SOG %	GW	PK-ATT
2017	16	353	0	0	0	2	.000	1	.500	0	0-0
Total	16	353	0	0	0	2	.000	1	.500	0	0-0



Peyton Trester

Sophomore • 5-6
Kansas City, Mo.
Liberty High School

17

CAREER HIGHS

POINTS: 0

GOALS: 0

ASSISTS: 0

SHOTS: 1 at ULM (10/15/17)

AS A FRESHMAN (2017)

Appeared in 17 games ... scored three goals on the season which was tied for the third most in the league ... added three assists to finish tied for the second most on the year ... took six shots that all landed on goal ... all three of her goals proved to be game-winning goals ... played a season-high 66 minutes against Little Rock on Sept. 22 and then matched the total at Georgia State on Oct. 20 ... named to the Athletic Director's Honor Roll.

HIGH SCHOOL

Prepped at Liberty High School where she earned Second-Team All-Conference honors in 2016.

CLUB TEAM

Reached the semifinals of the 2016 Region II Championships while playing for FC Kansas City Forte Elite.

CAREER STATISTICS

Year	GP	Min	Goals	Assists	Points	Shots	Shot %	SOG	SOG %	GW	PK-ATT
2017	10	122	0	0	0	1	.000	1	1.000	0	0-0
Total	10	122	0	0	0	1	.000	1	1.000	0	0-0



Hailey Furio

Sophomore • 5-5

Naperville, Ill.

Nequa Valley High School

18

CAREER HIGHS

POINTS: 3 vs Troy (9/17/17)

GOALS: 1(3x) Last: at South AL. (10/13/17)

ASSISTS: 1(3x) Last: at Georgia St. (10/20/17)

SHOTS: 2 at Appalachian St. (9/29/17)

AS A FRESHMAN (2017)

Appeared in 17 games ... scored three goals on the season which was tied for the third most in the league ... added three assists to finish tied for the second most on the year ... took six shots that all landed on goal ... all three of her goals proved to be game-winning goals ... played a season-high 66 minutes against Little Rock on Sept. 22 and then matched the total at Georgia State on Oct. 20 ... named to the Athletic Director's Honor Roll.

HIGH SCHOOL

Played for Nequa Valley High School during her freshman season.

CLUB TEAM

Member of the Sockers Football Club of ECNL and mostly recently competed with the U18/19 club that compiled a 6-5-3 record ... helped her club team win the U.S. Club Soccer Nationals in 2012 and 2013 and helped her team qualify for the ECNL playoffs in 2014 and 2015 ... her team also qualified to compete in the ECNL playoffs division.

CAREER STATISTICS

Year	GP	Min	Goals	Assists	Points	Shots	Shot %	SOG	SOG %	GW	PK-ATT
2017	17	824	3	3	9	6	.500	6	1.000	3	0-0
Total	17	824	3	3	9	6	.500	6	1.000	3	0-0



Julianna Coates

Sophomore • 5-9

Tulsa, Okla.

Union High School

21

CAREER HIGHS

POINTS: 1 vs Troy (9/17/17)

GOALS: 0

ASSISTS: 1 vs Troy (9/17/17)

SHOTS: 1(4x)

AS A FRESHMAN (2017)

Appeared and started in 17 games ... led the team in minutes played with 1,537 ... captured her only assist of the season against Troy on Sept. 17 ... had four shots on the year with two landing on target.

HIGH SCHOOL

Prepped at Union High School where she helped her team to a 68-2 record in four varsity season ... helped Union win three straight 6A state championships from 2015-17 and achieve of the No. 1 overall ranking by TopDrawer Soccer in 2015 and 2016 ... also ranked No. 1 by Nation-Spring Soccer by USA today in 2016 ... helped Union to a 36 game winning streak ... won four straight District 6A-4 championships ... invited to participate at the US Soccer Training center in the fall of 2012 ... was part of the Oklahoma Development Program from 2011-12.

CLUB TEAM

Played for TSC Hurricane ECNL 99 from 2012-17 where she helped the squad win the Texas Conference championship in 2016 with 16-0-5 record ... helped lead the team to the Champions League Playoffs in 2014, 2015 and 2016.

CAREER STATISTICS

Year	GP	Min	Goals	Assists	Points	Shots	Shot %	SOG	SOG %	GW	PK-ATT
2017	17	1537	0	1	1	4	.000	2	.500	0	0-0
Total	17	1537	0	1	1	4	.000	2	.500	0	0-0



Megan McClure

Sophomore • 6-0

Webster Groves, Mo.

Webster Groves High School

23

CAREER HIGHS

SAVES: 9 at Central Arkansas (9/3/17)

AS A FRESHMAN (2017)

Appeared in five games in goal and made four starts ... collected her first career win in a 1-0 shutout against Central Arkansas on Sept. 3 ... stopped a season-high nine shots in the match against the Bears ... played all 110 minutes in a 1-1 draw with Appalachian State on Sept. 29 ... finished with a .750 saves percentage and 1.68 goals-against-average ... named to the Athletic Director's Honor Roll.

HIGH SCHOOL

Led Webster Groves High School to a 22-4-2, which included a Class 3 district championship ... the team recorded 21 shutouts, all of which McClure was part of and she boasted a 0.28 goals-against average ... she led the St. Louis area with 22 victories in 2016 and had the fourth best winning percentage.

CLUB TEAM

Participated in the St. Louis Scott Gallagher ECNL.

CAREER STATISTICS

Year	GP	Min	GA	GAAvg	Saves	Save %	W-L-T	Sho
2017	5	428:31	8	1.68	24	.750	1-3-1	1
Total	5	428:31	8	1.68	24	.750	1-3-1	1



Eda Senger

Sophomore • 5-6
Lake Hills, Ill.
Middle Tennessee

0

AS A FRESHMAN (at Middle Tennessee in 2017)

Did not play.

HIGH SCHOOL

Played soccer at Huntley High School ... Was voted a team captain and named First Team All-Conference.

CLUB TEAM

Played five seasons of club soccer with Sockers FC Chicago.



Madison Garrison

Freshman • 5-9
Owasso, Okla.
Bishop Kelley High School

4

HIGH SCHOOL

Helped Bishop Kelley High School claim the Class 5A girls state soccer championship in 2017 ... assisted on a goal via a throw-in to Maggie Ertl in the championship game, who recently completed her freshman season at A-State.

CLUB TEAM

Member of the TSC Hurricane club.



Sophia Restrepo

Freshman • 5-7

Cape Coral, Fla.

Estero High School

9

HIGH SCHOOL

Prepped at Mariner High School where she scored 14 goals and had 19 assists as an attacking midfielder ... she was named as first-team all-area selection ... moved to Estero High School in the middle of her senior season where she scored one goal ... named as a second-team all-area selection in 2017 ... in 2016 and 2017 she combined to score 30 goals and added 37 assists.

CLUB TEAM

Played for Weston FC which participated in the US Soccer Development Academy



Jill Wipke

Freshman • 5-7

Wildwood, Mo.

Lafayette High School

24

HIGH SCHOOL

Prepped at Lafayette High School where she was named to the St. Louis Post-Dispatch All-Metro team as a defender ... helped secure a back line that gave up only 0.56 goals per game ... scored two goals on the year ... a First-Team Class 4A All-State selection as a defender in the state of Missouri.

CLUB TEAM

Recently competed with AFA Fillies, ranked as the No. 2 team in the state of Missouri and 24th in their region.



Riley Minard

Freshman • 5-5

Overland Park, Kan.

Blue Valley Southwest HS

25

HIGH SCHOOL

Prepped at Blue Valley Southwest High School where she helped lead the team to a state championship in 2017 ... appeared in 21 matches and made 20 starts ... scored three goals, including one in the state championship game ... named as an Honorable Mention selection to the Eastern Kansas League in 2017 and was a second-team all-defense selection in 2016.

CLUB TEAM

Member of the FC Kansas City program where she most recently competed for the U-18/19 squad



Haley Husted

Freshman • 5-7

Norman, Okla.

Norman High School

26

HIGH SCHOOL

Prepped at Norman High School where she was an honorable mention all-city selection in 2016.

CLUB TEAM

Plays for Oklahoma Energy FC of the National Premier League ... ranked as the No. 1 team in Oklahoma and the No. 3 team in their region.



Hannah Maupin

Freshman • 5-6
Blue Springs, Mo.
Blue Springs South HS

27

HIGH SCHOOL

Prepped at Blue Springs South High School ... scored three goals and had two assists in 2017, while also helping lead her team to five shutouts ... named as a First-Team Defender on the 2017 Examiner All-Area Soccer Team ... her older brother

Austin plays soccer at Missouri State and her older sister Mollie plays soccer at UMKC.

CLUB TEAM

Played for Sporting Blue Valley where she was named to the 2018 Girls IMG Academy Top 150 watch list.

2017 NOTEABLES



PONDER A DOMINANT FORCE

- Kelsey Ponder became the school's all-time leader in career victories with 14.
- Broke her own school record for shutouts in a season with 5.
- Recorded the lowest single-season goals-against-average in school history at 0.55 (a mark that ranked 14th best in the NCAA).
- Had the third best saves percentage in the NCAA at .919.

PONDER NAMED ALL-SBC...AGAIN

- Kelsey Ponder became the first player in school history to earn All-Conference honors in back-to-back seasons.

SODOMA EARNS YEAR END HONOR

- Sarah Sodoma became the first player in A-State women's soccer history to win the SBC Freshman of the Year award at season's end.
- Sodoma led the team with eight goals, which was also the fourth most of any player in the league.
- Her eight goals were also the most by any freshman in the conference.

EBENROTH EARNS ALL-CONFERENCE STATUS

- For the first time in school history the Red Wolves had three players earn All-Conference status when Sarah Sodoma, Kelsey Ponder and Riley Ebenroth were each named to the league's second team.
- She led the team with 51 corner kicks and finished fourth on the team with 17 shots.

RED WOLVES FALL SHORT IN TOURNAMENT

- Arkansas State faced in-state rival Little Rock in the opening round of the SBC Tournament and fell to the Trojans 3-1 on penalty kicks.
- A-State had earned the No. 4 seed entering the competition and was in search of its first-ever victory in the tournament.
- A-State had advanced on penalty kicks before, but officially those matches are recognized as ties, leaving A-State without an official win in the postseason tournament.

TEAM SUCCESS

- A-State finished with a 9-6-2 record, which was tied for third most wins in a single season in school history.



Sarah Sodoma



Kelsey Ponder

2017 REVIEW



<i>Record</i>	<i>Overall</i>	<i>Home</i>	<i>Away</i>	<i>Neutral</i>
All Games	9-6-2	4-3-0	5-3-1	0-0-1
Conference	5-4-1	3-2-0	2-2-1	0-0-0
Non-Conference	4-2-1	1-1-0	3-1-0	0-0-1

<i>Date</i>	<i>Opponent</i>	<i>Score</i>	<i>Att.</i>	<i>Goal(s) Scored (Assists)</i>
Aug. 18	at Missouri State	2-1 W	360	Dana O'Boye (penalty kick) Dana O'Boye (penalty kick)
Aug. 24	at Lipscomb	1-0 ^{OT} L	137	-
Aug. 27	SAINT LOUIS	3-2 L	212	Sarah Sodoma (Hailey Furio) Sarah Sodoma (Dana O'Boye) Maggie Ertl (Abby Harris)
Sept. 1	ORAL ROBERTS	3-0 W	103	Sarah Sodoma (unassisted) Dana O'Boye (penalty kick)
Sept. 3	at Central Arkansas	1-0 W	353	Hailey Furio (Maggie Ertl)
Sept. 8	at UT Martin	2-0 W	237	Victoria MacIntosh (Maggie Ertl; Riley Ebenroth) Victoria MacIntosh (Sarah Sodoma)
Sept. 15	LOUISIANA*	2-1 ^{OT} L	187	Taylor Schneider (Riley Ebenroth) Maggie Ertl (Bailey Reed)
Sept. 17	TROY*	4-1 W	137	Hailey Furio (Olivia Smith; Bailey Reed) Sarah Sodoma (Hailey Furio) Sarah Sodoma (Julianna Coates)
Sept. 22	LITTLE ROCK*	1-0 W	167	Bailey Reed (Sarah Sodoma; Taylor Schneider)
Sept. 24	TEXAS STATE*	1-0 L	178	-
Sept. 29	at Appalachian State*	1-1 ^{2OT} T	289	Taylor Schneider (Riley Ebenroth)
Oct. 1	at Georgia Southern*	2-1 L	237	Sarah Sodoma (Maggie Ertl) Sarah Sodoma (Amy Andrea)
Oct. 8	COASTAL CAROLINA*	3-1 W	254	Olivia Smith (Taylor Carter) Bailey Reed (Sarah Sodoma)
Oct. 13	at South Alabama*	1-0 W	131	Hailey Furio (Sarah Sodoma)
Oct. 15	at ULM*	0-1 L	89	-
Oct. 20	at Georgia State*	2-0 W	200	Sarah Sodoma (Riley Ebenroth) Maggie Ertl (Hailey Furio)
Nov. 1	vs No. 5 Little Rock [^]	1-1 ^{3OT} T	121	Dana O'Boye (unassisted)

Little Rock advanced 3-1 on penalty kicks

* = Conference Game

[^] = SBC Tournament

<i>Attendance Summary</i>	<i>GAMES</i>	<i>Attendance</i>	<i>Avg/Game</i>
Home	7	1238	177
Away	9	2032	226
Neutral	1	121	121
Total	17	3391	199



2017 BOX SCORES



Soccer Box Score (Final)

The Automated ScoreBook

Arkansas State vs Missouri State (Aug 18, 2017 at Springfield, Mo.)



Arkansas State (1-0-0) vs. Missouri State (0-1-0)
Date: Aug 18, 2017 Attendance: 360
Weather:

Arkansas State	Sh	SO	G	A	Fo	Min
#1 Ponder, Kelsey	1	0	0	0	0	90
#2 Smith, Olivia	2	1	0	0	0	76
#3 Brochu, Lindsey	1	1	0	0	0	79
#4 Reed, Bailey	2	1	0	0	0	43
#5 Harris, Abby	1	1	0	0	0	87
#7 Sodoma, Sarah	1	1	0	0	0	80
#10 Eberonny, Riley	1	1	0	0	0	68
#15 Schneider, Taylor	1	1	0	0	0	80
#20 O'Boye, Dana	2	2	2	0	0	90
#21 Coates, Juliana	2	1	0	0	0	90
#24 Ertl, Maqoe	2	1	0	0	0	84
Substitutes--						
#6 MacIntosh, Victoria	1	0	0	0	0	17
#9 Carter, Taylor	1	0	0	0	0	23
#11 Schue, Haley	1	0	0	0	0	23
#13 Andrea, Amy	1	0	0	0	0	67
#16 Gellis, Bailey	1	0	0	0	0	20
#18 Kelly, Sarah	1	0	0	0	0	20
Totals	14	7	2	0	0	34

Goalkeepers Min GA Saves

#1 Ponder, Kelsey	90:00	0	0	0
-------------------	-------	---	---	---

Saves by period 1 2 Total

Arkansas State	6	8	14
Missouri State	6	11	17

Corner kicks 1 2 Total

Arkansas State	2	2	4
Missouri State	0	2	2

Scoring summary:

No.	Time	Team	Goal scorer	Assist	Description
1	54:18	MSU	Pondrinski, Brooke (1)	(unassisted)	Goal off blocked shot, five yds out
2	70:18	ASU	O'Boye, Dana (2)	Penalty kick	
3	84:46	ASU	O'Boye, Dana (2)	Penalty kick	

Cautions and ejections:

YC-MSU #1 (52); YC-MSU #5 (68:18); YC-MSU #11 (71:42); YC-MSU #17 (79:00)

Win-Ponder, Kelsey (1-0); Loss-Maxwell, Kaitlin (0-1); Stadium: Allison South Stand;

Officials: Referee: Shane Kennard; Asst. Referee: Josh Pennington; Derick Blankenship; Timekeeper: Rick Knobart; Scorekeeper: Shannon Carrico;

Offides: Arkansas State 0, Missouri State 0

Goals by period 1 2 Total

Arkansas State	0	2	2
Missouri State	0	1	1

Missouri State

#	Player	Sh	SO	G	A	Fo	Min
#1 Maxwell, Kaitlin	1	0	0	0	0	0	90
#2 Eberonny, Brooke	1	0	0	0	0	0	50
#6 Robinson, Brittney	2	0	0	0	0	0	62
#8 O'Boye, Dana	2	0	0	0	0	0	69
#10 Coffield, Ashley	1	0	0	0	0	0	43
#17 Sodoma, Sarah	1	0	0	0	0	0	69
#19 Pondrinski, Brooke	2	1	1	0	0	0	58
#20 Stamp, Meagan	1	0	0	0	0	0	71
#21 Puhman, Kayelene	2	1	1	0	0	0	71
#22 Schue, Haley	1	0	0	0	0	0	23
#23 Zimmerman, Brooke	2	1	0	0	0	0	47
Substitutes--							
#3 MacIntosh, Bryn	1	0	0	0	0	0	47
#4 Flynn, Kessie	1	0	0	0	0	0	54
#9 Carter, Taylor	1	0	0	0	0	0	23
#12 Anderson, Jordan	1	0	0	0	0	0	48
#16 Skornia, Emma	1	0	0	0	0	0	43
#18 Zeman, Brooke	1	0	0	0	0	0	48
#24 Smith, Suzi	1	0	0	0	0	0	45
#25 Eberonny, Riley	1	0	0	0	0	0	45
#26 Carroll, Lauren	2	1	0	0	0	0	44
Totals	17	5	1	0	0	0	12

Goalkeepers Min GA Saves

#1 Maxwell, Kaitlin	90:00	0	0	0
---------------------	-------	---	---	---

Saves by period 1 2 Total

Arkansas State	3	1	4
Missouri State	2	3	5

Fouls 1 2 Total

Arkansas State	4	5	9
Missouri State	6	6	12



Soccer Box Score (Final)

The Automated ScoreBook

Arkansas State vs Lipscomb (Aug 20, 2017 at Nashville, Tenn.)



Arkansas State (1-1) vs. Lipscomb (1-1-1)
Date: Aug 20, 2017 Attendance: 137
Weather:

Arkansas State	Sh	SO	G	A	Fo	Min
#1 Ponder, Kelsey	1	0	0	0	0	100
#2 Smith, Olivia	1	0	0	0	0	86
#3 Brochu, Lindsey	1	0	0	0	0	95
#4 Reed, Bailey	3	0	0	0	0	68
#5 Harris, Abby	1	0	0	0	0	62
#7 Sodoma, Sarah	3	0	0	0	0	62
#10 Eberonny, Riley	1	0	0	0	0	95
#15 Schneider, Taylor	1	1	0	0	0	100
#20 O'Boye, Dana	1	0	0	0	0	100
#21 Coates, Juliana	1	0	0	0	0	100
#24 Ertl, Maqoe	2	1	0	0	0	52
#6 MacIntosh, Victoria	1	0	0	0	0	39
#9 Carter, Taylor	1	0	0	0	0	13
#11 Schue, Haley	1	0	0	0	0	13
#12 Anderson, Jordan	1	0	0	0	0	21
#16 Gellis, Bailey	1	0	0	0	0	20
#18 Kelly, Sarah	1	0	0	0	0	20
Totals	8	2	0	0	0	43

Goalkeepers Min GA Saves

#1 Ponder, Kelsey	100:00	0	0	0
-------------------	--------	---	---	---

Saves by period 1 2 OT Total

Arkansas State	3	5	0	8
Lipscomb	6	12	3	21

Corner kicks 1 2 OT Total

Arkansas State	2	3	1	6
Lipscomb	3	4	1	8

Scoring summary:

No.	Time	Team	Goal scorer	Assist	Description
1	06:13	ASU	Lynch, Ryan (1)	(unassisted)	Goal

Cautions and ejections:

YC-MSU #1 (1:13); YC-MSU #1: Lipscomb, Kelsey (1-1); Stadium: A-State Soccer Park;

Officials: Referee: Tony Steeb; Asst. Referee: Matt Bell; Khadime Sabara; Offides: Arkansas State 0, Lipscomb 3

Goals by period 1 2 OT Total

Arkansas State	0	0	0	0
Lipscomb	0	0	0	1

Lipscomb

#	Player	Sh	SO	G	A	Fo	Min
#1 RABIN, Justin	1	0	0	0	0	0	100
#2 HENRY, Riley	1	0	0	0	0	0	30
#3 CERNIGOI, Leah	2	0	0	0	0	0	67
#4 DOAK, Divya	2	0	0	0	0	0	90
#7 EBERONNY, Brooke	4	1	0	0	0	0	90
#14 RAWLINS, Neamh	1	0	0	0	0	0	100
#16 O'BRYEN, Hannah	1	1	0	0	0	0	100
#19 LUNDY, Ellen	4	1	1	0	0	0	100
#21 ABONJA, Jesse	1	1	0	0	0	0	81
#24 ECK, Hailey	1	0	0	0	0	0	39
Substitutes--							
#2 MILLER, Paige	1	0	0	0	0	0	33
#10 WALLEN, Jordan	3	0	0	0	0	0	44
#13 TORRETT, Hannah	1	0	0	0	0	0	16
#15 PARRISH, Anthony	1	0	0	0	0	0	21
#16 GELLIS, Bailey	2	0	0	0	0	0	20
#18 GILCHRIST, Sarah	1	1	1	0	0	0	34

Goalkeepers Min GA Saves

#1 Ponder, Kelsey	90:00	0	0	0
-------------------	-------	---	---	---

Saves by period 1 2 OT Total

Arkansas State	1	2	0	3
Lipscomb	1	1	0	2

Fouls 1 2 OT Total

Arkansas State	1	2	0	3
Lipscomb	2	1	2	5

Scoring summary:

No.	Time	Team	Goal scorer	Assist	Description
1	06:13	ASU	Lynch, Ryan (1)	(unassisted)	Goal

Cautions and ejections:

YC-MSU #1 (1:13); YC-MSU #1: Lipscomb, Kelsey (1-1); Stadium: A-State Soccer Park;

Officials: Referee: Tony Steeb; Asst. Referee: Matt Bell; Khadime Sabara; Offides: Arkansas State 0, Lipscomb 3

Official's signature



Soccer Box Score (Final)

The Automated ScoreBook

Saint Louis vs Arkansas State (Aug 17, 2017 at Jonesboro, Arkansas)



Saint Louis (4-0-0) vs. Arkansas State (2-2-0)
Date: Aug 17, 2017 Attendance: 212
Weather:

Saint Louis	Sh	SO	G	A	Fo	Min
#1 NIEHAUS, Mary	0	0	0	0	0	90
#2 KLUSS, Abby	0	0	0	0	0	90
#3 REAM, Maddy	1	0	0	0	0	45
#4 POKORNY, Haddie	8	2	1	0	0	72
#5 REIMER, Courtney	1	0	0	0	0	62
#6 SETZER, Alyssa	1	0	0	0	0	51
#12 HALVERSON, Brianna	1	0	0	0	0	47
#14 LAWRENCE, Sara	1	0	0	0	0	66
#15 PETT, Olivia	1	0	0	0	0	58
#16 SANS, Lindsey	1	0	0	0	0	37
#19 PALAZZOLO, Isabella	1	0	0	0	0	75
Substitutes--						
#6 FARLEY, Emma	3	2	1	0	0	36
#9 TONDI, Lauren	1	0	0	0	0	64
#10 NIXON, Meagan	1	0	0	0	0	26
#20 COPPING, Annabel	1	0	0	0	0	10
#21 KUCERA, Karley	1	0	0	0	0	3
#24 COX, Haley	1	0	0	0	0	7
#28 PETERSON, Julia	1	0	0	0	0	18
Totals	22	9	3	0	0	4

Goalkeepers Min GA Saves

#1 NIEHAUS, Mary	90:00	0	0	0
------------------	-------	---	---	---

Saves by period 1 2 Total

Saint Louis	9	13	22
Arkansas State	2	2	4

Corner kicks 1 2 Total

Saint Louis	2	4	6
Arkansas State	0	2	2

Scoring summary:

No.	Time	Team	Goal scorer	Assist	Description
1	18:20	SLU	SETZER, Alyssa (2)	REIMER, Courtney	Free kick (90') - wide scored from distance and score
2	29:46	ASU	Sodoma, Sarah (1)	Furto, Isabella	Pass from left side as 7' spring toward goal
3	49:19	SLU	POKORNY, Haddie (2)	SETZER, Alyssa	Pass from left side to middle of the box, 5' longer right corner
4	64:46	ASU	Sodoma, Sarah (2)	O'Boye, Dana	Shot from top of the box to the top right
5	74:31	SLU	FARLEY, Emma (1)	PALAZZOLO, Isabella	Shot from the middle of the box to 8'

Cautions and ejections:

Win-NIEHAUS, Mary (4-0-0); Loss-McClure, Meagan (0-1-0); Stadium: A-State Soccer Park;

Officials: Referee: Tony Maroneau; Asst. Referee: Jared Peeler; Isaac Martinez; All. Official: David Henderson;

Offides: Saint Louis 0, Arkansas State 0

Goals by period 1 2 Total

Saint Louis	1	2	3
Arkansas State	1	1	2

Arkansas State

#	Player	Sh	SO	G	A	Fo	Min
#1 McKeen, Meagan	0	0	0	0	0	0	90
#2 Smith, Olivia	1	0	0	0	0	0	42
#3 Brochu, Lindsey	1	0	0	0	0	0	45
#4 Reed, Bailey	1	0	0	0	0	0	22
#6 MacIntosh, Victoria	1	0	0	0	0	0	36
#7 Sodoma, Sarah	1	0	0	0	0	0	22
#10 Eberonny, Riley	1	0	0	0	0	0	44
#15 Schneider, Taylor	1	0	0	0	0	0	24
#20 O'							

2017 BOX SCORES



Soccer Box Score (Final) The Automated ScoreBook

Arkansas State vs Central Arkansas (Sep 03, 2017 at Conway, Ark.)



Soccer Box Score (Final) The Automated ScoreBook

Arkansas State vs UT Martin (Sep 08, 2017 at Martin, Tenn.)



Arkansas State (3-2-0) vs. Central Arkansas (1-4-0)
Date: Sep 03, 2017 • Attendance: 352
Weather:

Arkansas State	Sh	SO	G	A	Fo	Min
2 Smith, Olivia	1	1	1	1	74	
4 Reed, Bailey	1	1	1	1	85	
5 Harris, Abby	1	1	1	1	85	
6 MacIntosh, Victoria	3	2	1	1	90	
7 Sodoma, Sarah	1	1	1	1	90	
10 Ebernoth, Riley	1	1	1	1	71	
15 Schneider, Aly	1	1	1	1	90	
20 O'Boye, Dana	1	1	1	1	90	
21 Coates, Juliana	1	1	1	1	90	
23 McClure, Megan	1	1	1	1	90	
24 Ertl, Maggie	2	1	1	1	54	
-- Substitutes --						
9 Carter, Taylor	1	1	1	1	10	
11 Schae, Haley	1	1	1	1	20	
13 Andrews, Amy	1	1	1	1	35	
16 Gellis, Bailey	1	1	1	1	37	
19 Trester, Peyton	1	1	1	1	5	
18 Furio, Julie	1	1	1	1	42	
Totals	13	5	11	8	42	

# Goalkeepers	Min	GA	Saves
23 McClure, Megan	90:00	0	9

Shots by period	1	2	Total
Arkansas State	5	8	13
Central Arkansas	10	6	16

Corner Kicks	1	2	Total
Arkansas State	1	4	5
Central Arkansas	1	2	3

Scoring summary:	No.	Time	Team	Goal scorer	Assist	Description
1	00:23	ASU	Furio, Julie (1)	Ertl, Maggie		Ball chipped 35 yard out to the back of description

Cautions and ejections:
YC-ASU #2 (89:57); YC-ASU #20 (53:33)
Win-McClure, Megan (1-1-0), Loss-Hughes, Anna (0-3-0)
Stadium: Bill Stephens TFS
Officials: Referee: Steve Erdough; Asst. Referee: Joe Cordova; Jon Pendergrass; AH: Official: David Henderson; Timekeeper: Michael Smith; Score: Luke Strong; Officiates: Arkansas State 1, Central Arkansas 2.

Goals by period 1 2 Total
Arkansas State 0 0 1
Central Arkansas 0 0 0

Central Arkansas	Sh	SO	G	A	Fo	Min
0 Mercurt, Lauren	1	1	1	1	45	
6 Dickinson, Hailey	1	1	1	1	46	
7 Quake, Katelyn	2	1	1	1	66	
9 Mooney, Olivia	2	1	1	1	65	
10 Smith, Camilla	2	1	1	1	42	
13 Moore, Alex	2	2	1	1	75	
15 Barrett, Camilla	2	1	1	1	90	
21 Carroll, Stella	3	2	1	1	90	
22 Kates, Kristin	1	1	1	1	82	
20 Wilson, Makayla	1	1	1	1	45	
23 Hughes, Adam	1	1	1	1	45	
-- Substitutes --						
3 Schae, Haley	1	1	1	1	45	
2 Panfiliu, Jessica	2	1	1	1	45	
3 Hoyle, Jordan	1	1	1	1	45	
8 Taylor, Avery	1	1	1	1	15	
10 Marlow, Lauren	2	2	1	1	37	
12 Kiewyer, Kelly	1	1	1	1	24	
17 Sims, Jordan	1	1	1	1	44	
18 Chambers, Julie	1	1	1	1	11	
23 Schnepfer, Maci	3	1	1	1	25	

# Goalkeepers	Min	GA	Saves
0 Mercurt, Lauren	45:00	0	1
13 Andrews, Amy	45:00	0	3

Saves by period	1	2	Total
Arkansas State	5	4	9
Central Arkansas	1	3	4

Faults	1	2	Total
Arkansas State	1	7	8
Central Arkansas	3	11	14

Scoring summary:	No.	Time	Team	Goal scorer	Assist	Description
1	00:23	ASU	Furio, Julie (1)	Ertl, Maggie		Ball chipped 35 yard out to the back of description

Cautions and ejections:
YC-UTR #16 (82:39)
Win-Ponder, Kelsey (3-1), Loss-MYERS, Erica (1-4-1)
Stadium: Sun Belt Field
Officials: Referee: Matthew Drew; Asst. Referee: Don Eubank; Mike Candebat; Referee: Ryan Beckman; Scorer: Jake Rogers; Officiates: Arkansas State 4, UT Martin 0.

Official's signature

Arkansas State (4-2) vs. UT Martin (2-4-2)
Date: Sep 08, 2017 • Attendance: 237
Weather: Sunny, 76, NE 2 mph

Arkansas State	Sh	SO	G	A	Fo	Min
pk 1 Ponder, Kelsey	1	1	1	1	90	
2 Smith, Olivia	1	1	1	1	90	
mf 4 Reed, Bailey	1	1	1	1	52	
mf 5 Harris, Abby	1	1	1	1	71	
mf 7 Sodoma, Sarah	3	2	1	1	72	
mf 10 Ebernoth, Riley	2	2	1	1	76	
mf 16 MacIntosh, Victoria	1	1	1	1	90	
mf 20 O'Boye, Dana	1	1	1	1	90	
mf 21 Coates, Juliana	1	1	1	1	90	
f 24 Ertl, Maggie	4	1	1	1	57	
-- Substitutes --						
9 Carter, Taylor	1	1	1	1	6	
11 Schae, Haley	1	1	1	1	56	
13 Andrews, Amy	1	1	1	1	14	
16 Gellis, Bailey	1	1	1	1	19	
17 Trester, Peyton	1	1	1	1	43	
18 Furio, Julie	1	1	1	1	43	
Totals	13	9	2	6	43	

# Goalkeepers	Min	GA	Saves
1 Ponder, Kelsey	90:00	1	6

Shots by period	1	2	Total
Arkansas State	8	5	13
UT Martin	9	17	26

Corner Kicks	1	2	Total
Arkansas State	3	0	3
UT Martin	1	5	6

Scoring summary:	No.	Time	Team	Goal scorer	Assist	Description
1	11:43	ASU	MacIntosh, Victoria (2)	Ertl, Maggie		Goal scored by header from corner kick, ft
2	85:28	ASU	MacIntosh, Victoria (2)	Sodoma, Sarah		Goal scored by header from corner kick, ft

Cautions and ejections:
YC-UTR #16 (82:39)
Win-Ponder, Kelsey (3-1), Loss-MYERS, Erica (1-4-1)
Stadium: Sun Belt Field
Officials: Referee: Matthew Drew; Asst. Referee: Don Eubank; Mike Candebat; Referee: Ryan Beckman; Scorer: Jake Rogers; Officiates: Arkansas State 4, UT Martin 0.

Official's signature



Soccer Box Score (Final) The Automated ScoreBook

Louisiana vs Arkansas State (Sep 15, 2017 at Jonesboro, Arkansas)



Soccer Box Score (Final) The Automated ScoreBook

TRDY vs Arkansas State (Sep 17, 2017 at Jonesboro, Arkansas)



Louisiana-4-0 (1-0-0) vs. Arkansas State-3-0 (0-1-0)
Date: Sep 15, 2017 • Attendance: 187
Weather: Partly Cloudy and Warm

Louisiana	Sh	SO	G	A	Fo	Min
2 Bonch, Haley	2	1	1	1	66	
5 Taggart, Whitney	1	1	1	1	94	
6 Kotowski, Sarah	1	1	1	1	93	
8 Einarsson, Una	4	1	1	1	73	
9 Sierra, Erica	1	1	1	1	88	
11 Grassie, Kimberly	3	1	1	1	43	
13 Busacelli, Aly	1	1	1	1	65	
16 Cade, Ashleigh	2	1	1	1	90	
24 Powell, Kayle	2	1	1	1	93	
30 Foley, Rebecca	1	1	1	1	93	
-- Substitutes --						
15 Miller, Ashley	1	1	1	1	20	
17 Kennedy, Taylor	1	1	1	1	25	
20 Turner, Lisa	1	1	1	1	52	
21 Emmons, Denise	1	1	1	1	37	
Totals	16	3	0	8		

# Goalkeepers	Min	GA	Saves
10 Leno, Mackenzie	93:33	1	1

Shots by period	1	2	OT	Total
Louisiana	8	6	2	16
Arkansas State	1	5	0	6

Corner Kicks	1	2	OT	Total
Louisiana	3	3	0	6
Arkansas State	3	2	0	5

Scoring summary:	No.	Time	Team	Goal scorer	Assist	Description
1	00:23	ASU	Einarsson, Una (2)	Schneider, Taylor (2)		Shot from inside 18 near post (near post)
2	00:23	ASU	Schneider, Taylor (2)	Ebernoth, Riley		Header off corner kick to far post
3	03:13	LA	Einarsson, Una (1)	Penalty kick		

Cautions and ejections:
Win-Leno, Mackenzie (4-1-0), Loss-McClure, Megan (1-2-0)
Stadium: A-State Soccer Park
Officials: Referee: Sean Starr; Asst. Referee: Sean Covatta; Doug Damico; AH: Official: Louis Tran; Officiates: Louisiana 2, Arkansas State 0.

Official's signature

Goals by period 1 2 OT Total
Louisiana 1 0 0 1
Arkansas State 0 0 0 0

Arkansas State	Sh	SO	G	A	Fo	Min
23 McClure, Megan	0	2	1	1	94	
2 Smith, Olivia	1	1	1	1	94	
mf 4 Reed, Bailey	1	1	1	1	75	
mf 5 Harris, Abby	2	1	1	1	90	
mf 6 MacIntosh, Victoria	1	1	1	1	54	
mf 7 Sodoma, Sarah	1	1	1	1	84	
mf 10 Ebernoth, Riley	1	1	1	1	94	
mf 16 MacIntosh, Victoria	1	1	1	1	94	
mf 20 O'Boye, Dana	1	1	1	1	35	
mf 21 Coates, Juliana	1	1	1	1	94	
f 24 Ertl, Maggie	1	1	1	1	58	
-- Substitutes --						
9 Carter, Taylor	1	1	1	1	6	
11 Schae, Haley	1	1	1	1	40	
12 Davis, Hannah	1	1	1	1	21	
13 Andrews, Amy	1	1	1	1	38	
16 Gellis, Bailey	1	1	1	1	17	
17 Trester, Peyton	1	1	1	1	4	
18 Furio, Julie	1	1	1	1	44	
19 Chambers, Julie	1	1	1	1	11	
Totals	6	2	1	9		

# Goalkeepers	Min	GA	Saves
23 McClure, Megan	93:33	1	1

Saves by period	1	2	OT	Total
Louisiana	0	1	0	1
Arkansas State	0	1	0	1

Faults	1	2	OT	Total
Louisiana	4	4	0	8
Arkansas State	4	1	0	5

Scoring summary:	No.	Time	Team	Goal scorer	Assist	Description
1	00:23	ASU	Einarsson, Una (2)	Schneider, Taylor (2)		Shot from inside 18 near post (near post)
2	00:23	ASU	Schneider, Taylor (2)	Ebernoth, Riley		Header off corner kick to far post
3	03:13	LA	Einarsson, Una (1)	Penalty kick		

Cautions and ejections:
YC-TRDY #22 (17:58)
Win-Ponder, Kelsey (4-1-0), Loss-Mikki Miles (0-4-1)
Stadium: A-State Soccer Park
Officials: Referee: Mark Herrington; Asst. Referee: Steve Erdough; John White; AH: Official: Michael Heary; Officiates: TRDY 3, Arkansas State 1.

Official's signature

TRDY-6-2 (1-1-0) vs. Arkansas State-3-0 (1-1-0)
Date: Sep 17, 2017 • Attendance: 137
Weather:

TRDY	Sh	SO	G	A	Fo	Min
pk 0 Mikki Miles	1	1	1	1	90	
mf 3 Katie Lorenz	1	1	1	1	51	
mf 4 Klarstein Edlund	1	1	1	1	43	
mf 7 Haley Robertson	2	2	1	1	90	
f 12 Abby Donnelly	1	1	1	1	45	
mf 17 Madeline Bruner	1	1	1	1	78	
mf 18 Julia Winter	3	1	1	1	76	
mf 20 Kiera Kuzabik	1	1	1	1	30	
d 21 Nicole Strahl	1	1	1	1	45	
d 22 Mecca Cobbin	1	1	1	1	45	
d 31 Lauren Alford	2	1	1	1	68	
-- Substitutes --						
2 Darl Stone	1	1	1	1	59	
11 Ashley Taylor	1	1	1	1	45	
6 Sophie Wilson	1	1	1	1	11	
10 Ally Bayer	1	1	1	1	8	
15 Emily Stearns	1	1	1	1	38	
16 Amber Harless	1	1	1	1	40	
28 Allison Watkins	1	1	1	1	38	
30 Megan Aaron	1	1	1	1	48	
Totals	10	5	1	9		

# Goalkeepers	Min	GA	Saves
1 Ponder, Kelsey	90:00	1	6

Shots by period	1	2	Total
TRDY	3	7	10
Arkansas State	6	5	10

Corner Kicks	1	2	Total
TRDY	4	2	6
Arkansas State	1	2	3

Scoring summary:	No.	Time	Team	Goal scorer	Assist	Description
1	00:23	ASU	Katie Lorenz (2)	Bailey, Sarah		

2017 BOX SCORES



Soccer Box Score (Final) The Automated ScoreBook

Little Rock vs Arkansas State (Sep 22, 2017 at Jonesboro, Arkansas)



Soccer Box Score (Final) The Automated ScoreBook

Texas State vs Arkansas State (Sep 22, 2017 at Jonesboro, Arkansas)



Little Rock 5-1 (0-1-1) vs. Arkansas State 7-0 (2-1-0)
Date: Sep 22, 2017 Attendance: 167
Weather: Hot and Humid

Goals by period	1	2	Total
Little Rock	0	0	0
Arkansas State	0	0	1

Texas State 5-1 (2-1-0) vs. Arkansas State 4-0 (2-2-0)
Date: Sep 22, 2017 Attendance: 178
Weather: Hot and Humid

Goals by period	1	2	Total
Texas State	0	1	1
Arkansas State	0	0	0

Little Rock		Sh	SO	G	A	Fo	Min
12	Swanson, Megan	-	-	-	-	-	90
2	Agardoroff, Benny	-	-	-	-	-	90
3	Palmer, Claire	-	-	-	-	-	90
4	Rokos, Samantha	-	-	-	-	-	90
6	Simovich, Morgan	4	-	-	-	-	74
9	Wilkes, Quinn	2	1	-	-	-	82
11	Aparicio Gill, Aroha	4	2	-	-	-	70
14	Ryu, Lisa	2	1	-	-	-	85
17	Purvine, Jacy	-	-	-	-	-	49
22	Selbert, Lisa	2	1	-	-	-	85
27	Gruelich, Doro	5	2	-	-	-	90
- Substitutes -							
13	Tucker, Sarrin	2	1	-	-	-	48
15	Helmers, Nora	-	-	-	-	-	8
16	Olson, Camilla	1	-	-	-	-	10
20	Gerebo, Tali	-	-	-	-	-	8
21	Zavis, Lillan	20	7	0	-	-	16
Totals							
		20	7	0	-	-	16

Arkansas State		Sh	SO	G	A	Fo	Min
1	Ponder, Kelsey	-	-	-	-	-	90
2	Smith, Olivia	-	-	-	-	-	91
4	Reed, Bailey	3	3	1	-	-	62
7	Sodoma, Sarah	-	-	-	-	-	43
8	MacIntosh, Victoria	2	-	-	-	-	73
17	Sodoma, Sarah	-	-	-	-	-	75
19	Eberhart, Riley	1	1	-	-	-	90
15	Schneider, Taylor	-	-	-	-	-	70
20	O'Byrne, Dana	-	-	-	-	-	74
21	Coates, Juliana	1	1	-	-	-	88
24	Ertl, Maggie	-	-	-	-	-	57
- Substitutes -							
9	Carter, Taylor	-	-	-	-	-	13
11	Schue, Haley	-	-	-	-	-	46
12	Davis, Hannah	-	-	-	-	-	9
13	Andrews, Amy	-	-	-	-	-	9
16	Gellis, Bailey	-	-	-	-	-	16
18	Furio, Bailey	-	-	-	-	-	66
19	Chambers, Julie	7	5	1	2	8	3
Totals							
		7	5	1	2	8	3

Texas State		Sh	SO	G	A	Fo	Min
2	Martin, Heather	4	2	1	-	-	60
9	Hornum, Kassi	4	2	1	-	-	60
10	Kammer, Sydney	-	-	-	-	-	33
12	Kondrak, Jordan	2	2	-	-	-	90
13	Phelan, Alyssa	1	-	-	-	-	71
14	Stevenson, Taylor	-	-	-	-	-	87
16	Brown, Sami	-	-	-	-	-	86
17	Turney, Genesis	1	1	-	-	-	43
19	Ramsley, Brooke	1	-	-	-	-	43
22	Gruelich, Doro	1	1	-	-	-	75
25	Cooney, Chandler	-	-	-	-	-	90
- Substitutes -							
4	Groff, Haley	-	-	-	-	-	9
8	Moore, Roney	2	-	-	-	-	44
15	Pilcort, Jessica	-	-	-	-	-	17
20	Davis, Kaylor	1	-	-	-	-	55
23	Chambers, Kira	-	-	-	-	-	44
28	Hart, Cameron	-	-	-	-	-	6
Totals							
		12	5	1	1	12	6

Arkansas State		Sh	SO	G	A	Fo	Min
1	Ponder, Kelsey	-	-	-	-	-	90
2	Smith, Olivia	-	-	-	-	-	79
4	Reed, Bailey	-	-	-	-	-	84
7	Sodoma, Sarah	1	-	-	-	-	53
8	MacIntosh, Victoria	2	-	-	-	-	66
17	Sodoma, Sarah	1	-	-	-	-	83
19	Eberhart, Riley	3	3	-	-	-	73
15	Schneider, Taylor	-	-	-	-	-	90
20	O'Byrne, Dana	1	-	-	-	-	90
21	Coates, Juliana	-	-	-	-	-	90
24	Ertl, Maggie	1	1	-	-	-	38
- Substitutes -							
9	Carter, Taylor	-	-	-	-	-	24
11	Schue, Haley	-	-	-	-	-	19
13	Andrews, Amy	-	-	-	-	-	19
15	Gellis, Bailey	1	-	-	-	-	44
18	Furio, Bailey	-	-	-	-	-	52
Totals							
		5	4	0	1	11	4

#	Goalkeepers	Min	GA	Saves
12	Swanson, Megan	90:00	1	4

Shots by period	1	2	Total
Little Rock	8	12	20
Arkansas State	4	3	7

Corner kicks	1	2	Total
Little Rock	3	1	4
Arkansas State	1	3	4

#	Goalkeepers	Min	GA	Saves
1	Ponder, Kelsey	90:00	0	7

Saves by period	1	2	Total
Little Rock	2	2	4
Arkansas State	3	4	7

Fouls	1	2	Total
Little Rock	3	2	5
Arkansas State	2	6	8

#	Goalkeepers	Min	GA	Saves
2	Martin, Heather	90:00	0	6

Shots by period	1	2	Total
Texas State	7	5	12
Arkansas State	5	4	9

Corner kicks	1	2	Total
Texas State	1	1	2
Arkansas State	2	3	5

#	Goalkeepers	Min	GA	Saves
1	Ponder, Kelsey	90:00	1	4

Saves by period	1	2	Total
Arkansas State	2	2	4
Arkansas State	3	1	4

Fouls	1	2	Total
Texas State	5	7	12
Arkansas State	5	6	11

Scoring summary:
No. Time Team Goal scorer Assist Description
1. 84:58 ASU Reed, Bailey (1) Sodoma, Sarah Long run by 7 to near post pass back to 1

Scoring summary:
No. Time Team Goal scorer Assist Description
1. 8:23 TSTC Ponder, Kelsey (3) Carter, Kira Header off of corner kick

Cautions and ejections:
YL-IR #27 (75:28); YC-ASU #2 (75:41); YC-ASU #11 (80:35)
Win-Ponder, Kelsey (5) Loss-Swanson, Megan (3-5-1)
Stadium: A-State Soccer Park
Officials: Referee: Jared Peattross; Asst. Referee: Daniel Carson; B.1. Brillard; A.R. Official: Tony Marleneau;
Offsides: Little Rock 2, Arkansas State 0.

Cautions and ejections:
Win-Martin, Heather (4-2-1), Loss-Ponder, Kelsey (5-2-0).
Stadium: A-State Soccer Park
Officials: Referee: Justin Hooper; Asst. Referee: Lawrence Hall; Eric Phillips;
A.R. Official: Rhannon Harrison;
Offsides: Texas State 3, Arkansas State 3.

Official's signature

Official's signature



Soccer Box Score (Final) The Automated ScoreBook

Arkansas State vs Appalachian State (Sep 22, 2017 at Boone, N.C.)



Soccer Box Score (Final) The Automated ScoreBook

Arkansas State vs Georgia Southern (Oct 1, 2017 at Statesboro, Ga.)



Arkansas State 4-1 (2-2-1 SBC) vs Appalachian State 7-3 (1-2-2 SBC)
Date: Sep 29, 2017 Attendance: 289
Weather: 67 and breezy

Goals by period	1	2	OT	Total
Arkansas State	0	1	0	1
Appalachian State	0	0	0	1

Arkansas State (4-5-1 2-3-1) vs Georgia Southern (4-4-1, 2-3-0)
Date: Oct 1, 2017 Attendance: 237
Weather: 63, clear skies, sunny, NE 12 mph

Goals by period	1	2	Total
Arkansas State	1	0	1
Georgia Southern	2	0	2

Arkansas State		Sh	SO	G	A	Fo	Min
23	McClure, Megan	-	-	-	-	-	110
3	Smith, Olivia	-	-	-	-	-	102
4	Reed, Bailey	3	1	-	-	-	110
5	Harris, Abby	-	-	-	-	-	80
6	MacIntosh, Victoria	-	-	-	-	-	80
7	Sodoma, Sarah	-	-	-	-	-	88
10	Eberhart, Riley	-	-	-	-	-	104
15	Schneider, Taylor	2	2	-	-	-	110
19	O'Byrne, Dana	-	-	-	-	-	110
21	Coates, Juliana	3	2	-	-	-	105
24	Ertl, Maggie	1	-	-	-	-	81
- Substitutes -							
9	Carter, Taylor	-	-	-	-	-	9
11	Schue, Haley	-	-	-	-	-	34
13	Andrews, Amy	-	-	-	-	-	13
16	Gellis, Bailey	-	-	-	-	-	20
18	Furio, Bailey	2	2	-	-	-	82
Totals							
		10	7	1	1	14	4

Appalachian State		Sh	SO	G	A	Fo	Min
1	Kay, Taylor	-	-	-	-	-	110
2	Adler, Jessica	-	-	-	-	-	110
4	Dawson, Ava	-	-	-	-	-	47
7	Emley, Jessica	-	-	-	-	-	110
8	Tilly, Lindsey	5	2	-	-	-	110
9	Orner, Jacy	-	-	-	-	-	88
10	Flanders, Kelly	-	-	-	-	-	110
11	Moore, Sarah	7	2	-	-	-	41
12	Cowie, Emily	-	-	-	-	-	110
15	Moak, Morgan	3	2	-	-	-	105
19	Peattross, Sharon	2	2	-	-	-	74
- Substitutes -							
3	Osterlind, Sarah	-	-	-	-	-	31
13	Seltzer, Brian	-	-	-	-	-	89
15	Andrews, Blair	-	-	-	-	-	16
22	Brown, Kristan	1	-	-	-	-	64
25	Hanussek, Khloee	-	-	-	-	-	5
Totals							
		13	8	1	1	14	4

Arkansas State		Sh	SO	G	A	Fo	Min
23	McClure, Megan	45:00	0	2	1	1	1
1	Ponder, Kelsey	45:00	0	2	2	2	1
3	Reed, Bailey	3	7	10	10	10	1
7	Sodoma, Sarah	5	2	7	7	7	1
10	Eberhart, Riley	1	2	3	3	3	1
15	Schneider, Taylor	1	1	2	2	2	1
19	O'Byrne, Dana	-	-	-	-	-	1
21	Coates, Juliana	-	-	-	-	-	1
24	Ertl, Maggie	-	-	-	-	-	1
- Substitutes -							
1	Ponder, Kelsey	-	-	-	-	-	45
13	Andrews, Amy	-	-	-	-	-	14
16	Halle, Taylor	-	-	-	-	-	39
11	Schue, Haley	-	-	-	-	-	10
12	Davis, Hannah	-	-	-	-	-	10
18	Furio, Bailey	-	-	-	-	-	47
19	Chambers, Julie	10	1	1	1	1	5
Totals							
		12	1	1	1	1	5

Georgia Southern		Sh	SO	G	A	Fo	Min
23	Karrhask, Lauren	-	-	-	-	-	90
24	Priddy, Sarah	-	-	-	-	-	67
5	Hoover, Paige	1	-	-	-	-	1
6	Assan, Nicole	-	-	-	-	-	80
9	Rodriguez, Junique	-	-	-	-	-	90
12	Adams, Justin	-	-	-	-	-	75
17	Sandra, Alva	2	2	-	-	-	90
20	Vasylchyk, Aleks	-	-	-	-	-	45
22	Gustafsson, Elvira	1	-	-	-	-	53
25	Amis, Claire	-	-	-	-	-	90
29	Jones, Madeline	-	-	-	-	-	90
- Substitutes -							
11	Gordon, Tyler	1	1	-	-	-	48
14	Bratum, Fido	2	2	-	-	-	66
21	Kilnworth, Maddie	-	-	-	-	-	17
Totals							
		7	5	2			

2017 BOX SCORES



Soccer Box Score (Final) The Automated ScoreBook

Coastal Carolina vs Arkansas State (Oct 08, 2017 at Jonesboro, Arkansas)

Coastal Carolina (9-5-1, 4-3-1) vs.
Arkansas State (7-5-1, 3-2-1)
Date: Oct 08, 2017 • Attendance: 254
Weather: Overcast, Mid 70s, Wind Gust 15-20 mph

Coastal Carolina	Player	Sh	SO	G	A	Fo	Min
gk	1 Ronder, Kelsey	0	0	0	0	0	90
df	2 Sigurdson, Su.	1	0	0	0	0	82
df	4 Christian, Kyle	6	4	1	1	0	90
df	7 Gibbs, Mackenzie	2	1	0	0	0	90
df	9 Luffens, Brenna	1	0	0	0	0	76
df	10 Farni, Daniela	2	1	1	1	0	75
df	11 Hani, Kaitlin	1	0	0	0	0	63
df	20 Roschick, Kyle	1	0	0	0	0	90
df	24 Neal, Jonathan	1	0	0	0	0	90
df	25 Simyushyn, Gabby	1	0	0	0	0	82
df	29 Gashy, Adam	1	0	0	0	0	51
df	30 Oliver, Brianna	1	0	0	0	0	41
df	9 Monroe, Andrea	1	0	0	0	0	0
df	12 Dobson, Lauren	1	0	0	0	0	0
df	13 Herli, Brooke	1	0	0	0	0	0
df	14 Rockell, Elizabeth	1	0	0	0	0	0
df	15 Shuts, Andrea	1	1	0	0	0	23
df	17 Hill, Montana	1	0	0	0	0	15
df	18 Erika, Bailey	1	0	0	0	0	8
Totals		17	9	1	1	0	

# Goalkeepers	Min	GA	Saves
1 Atteberry, Kyle	90:00	3	9

Shots by period	1	2	Total
Coastal Carolina	10	7	17
Arkansas State	8	4	12

Corner kicks	1	2	Total
Coastal Carolina	2	1	3
Arkansas State	4	5	9

Scoring summary	No.	Time	Team	Goal scorer	Assist	Description
1	29:36	COASTA	Christian, Kyle (4)	Farni, Daniela	Free to middle of the box, shot by 4 to 0	
2	38:33	ASU	Sodoma, Sarah (7)	Andrea, Amy	Shot from left side to far right post	
4	83:38	ASU	Reed, Bailey (2)	Carter, Taylor	Set into the box, clipped past keeper	
				Sodoma, Sarah	Corner kick put in by 4	

Cautions and ejections	YC-ASU #2 (71:07)	YC-ASU #4 (72:13)
Win-Ponder, Kelsey (6-2-0), Loss-Atteberry, Rylee (9-4-1). Stadium: A-State Soccer Park. Officials: Referee: Jon Lantz, Asst. Referee: DeShun Beard, Esteban Eordogh; AR: Official: Mark Herrington; Officiated: Coastal Carolina 0, Arkansas State 0.		

Goals by period	1	2	Total
Coastal Carolina	1	0	1
Arkansas State	1	2	3

Arkansas State	Player	Sh	SO	G	A	Fo	Min
gk	1 Ponder, Kelsey	2	1	1	0	0	90
df	2 Smith, Olivia	2	1	1	0	0	58
df	4 Reed, Bailey	2	1	1	0	0	41
df	7 Madhock, Victoria	1	0	0	0	0	67
df	7 Sodoma, Sarah	2	1	1	1	0	78
df	10 Eberoth, Rylee	2	1	0	0	0	90
df	10 Schneider, Taylor	1	0	0	0	0	54
df	20 O'Byrne, Dana	1	0	0	0	0	90
df	20 O'Byrne, Dana	1	0	0	0	0	90
df	21 Coates, Juliana	1	0	0	0	0	90
df	24 Erti, Maggie	1	0	0	0	0	41
df	25 Luffens, Danielle	1	1	0	0	0	22
df	11 Schuch, Hallee	1	1	0	0	0	59
df	13 Andrea, Amy	1	0	0	0	0	68
df	16 Gellis, Bailey	1	0	0	0	0	13
df	18 Erti, Maggie	1	0	0	0	0	25
Totals		12	5	3	4	0	

# Goalkeepers	Min	GA	Saves
1 Ponder, Kelsey	90:00	1	8

Saves by period	1	2	Total
Arkansas State	4	4	8

Fouls	1	2	Total
Coastal Carolina	6	5	11
Arkansas State	2	2	4

Scoring summary	No.	Time	Team	Goal scorer	Assist	Description
1	44:42	ASU	Furio, Hallee	Sodoma, Sarah	Free to middle of the box, shot by 4 to 0	
2	84:35	ASU	Reed, Bailey (2)	Carter, Taylor	Set into the box, clipped past keeper	

Cautions and ejections	YC-ASU #24 (84:35)
Win-Ponder, Kelsey (7-2), Loss-Stanford, Justice (7-5-1). Stadium: The Cage. Officials: Referee: Matthew Thompson, Asst. Referee: Alyssa Pennington; Luffens, Brenna; AR: Official: Jason McInnis, Timeskeeper: Hal Williams, Scorer: Matt Home; Officiated: Arkansas State 0, South Alabama 1. Game delayed 2:15 due to rain	

Caution and ejections	YC-ASU #24 (84:35)
Win-Ponder, Kelsey (6-2-0), Loss-Atteberry, Rylee (9-4-1). Stadium: A-State Soccer Park. Officials: Referee: Jon Lantz, Asst. Referee: DeShun Beard, Esteban Eordogh; AR: Official: Mark Herrington; Officiated: Coastal Carolina 0, Arkansas State 0.	

Official's signature

Soccer Box Score (Final) The Automated ScoreBook

Arkansas State vs South Alabama (10/13/2017 at Mobile, AL)

Arkansas State (7-6-1, 4-3-1) vs.
South Alabama (7-5-1, 5-1-1)
Date: Oct 13, 2017 • Attendance: 131
Weather: 75, humid

Arkansas State	Player	Sh	SO	G	A	Fo	Min
gk	1 Ponder, Kelsey	1	0	0	0	0	90
df	13 Andrea, Amy	1	0	0	0	0	79
df	4 Reed, Bailey	1	1	0	0	0	90
df	7 Sodoma, Sarah	1	0	0	0	0	33
df	6 Madhock, Victoria	2	1	0	0	0	89
df	7 Sodoma, Sarah	1	0	0	0	0	79
df	10 Eberoth, Rylee	1	0	0	0	0	90
df	20 O'Byrne, Dana	1	0	0	0	0	90
df	21 Coates, Juliana	1	0	0	0	0	90
df	24 Erti, Maggie	1	1	0	0	0	61
df	25 Luffens, Danielle	1	0	0	0	0	21
df	9 Carter, Taylor	1	0	0	0	0	23
df	13 Andrea, Amy	1	0	0	0	0	20
df	16 Gellis, Bailey	1	0	0	0	0	9
df	17 Trester, Peyton	1	0	0	0	0	79
df	18 Erti, Maggie	1	1	0	0	0	58
Totals		9	4	1	0	0	

# Goalkeepers	Min	GA	Saves
1 Ponder, Kelsey	90:00	0	13

Shots by period	1	2	Total
Arkansas State	5	4	9
South Alabama	16	17	33

Corner kicks	1	2	Total
Arkansas State	0	1	1
South Alabama	3	4	7

Scoring summary	No.	Time	Team	Goal scorer	Assist	Description
1	44:42	ASU	Furio, Hallee	Sodoma, Sarah	Free to middle of the box, shot by 4 to 0	
2	84:35	ASU	Reed, Bailey (2)	Carter, Taylor	Set into the box, clipped past keeper	

Caution and ejections	YC-ASU #24 (84:35)
Win-Ponder, Kelsey (7-2), Loss-Stanford, Justice (7-5-1). Stadium: The Cage. Officials: Referee: Matthew Thompson, Asst. Referee: Alyssa Pennington; Luffens, Brenna; AR: Official: Jason McInnis, Timeskeeper: Hal Williams, Scorer: Matt Home; Officiated: Arkansas State 0, South Alabama 1. Game delayed 2:15 due to rain	

Caution and ejections	YC-ASU #24 (84:35)
Win-Ponder, Kelsey (6-2-0), Loss-Atteberry, Rylee (9-4-1). Stadium: A-State Soccer Park. Officials: Referee: Jon Lantz, Asst. Referee: DeShun Beard, Esteban Eordogh; AR: Official: Mark Herrington; Officiated: Coastal Carolina 0, Arkansas State 0.	

South Alabama

Player	Sh	SO	G	A	Fo	Min	
gk	1 Stanford, Justice	1	0	0	0	0	90
df	5 Apostelides, Anita	1	0	0	0	0	87
df	6 Hardy, Staff	2	0	0	0	0	90
df	7 Degen, Audrey	4	2	0	0	0	90
df	8 Green, Daanna	2	2	0	0	0	90
df	9 Hanley, Rio	6	3	1	0	0	65
df	10 Truitt, Tina	2	1	0	0	0	60
df	11 Hanley, Rio	7	3	1	0	0	90
df	18 Dixon, Kory	2	1	0	0	0	51
df	25 Bjornvoldsetr, Sel	2	0	0	0	0	90
df	25 Goffredo, Hannah	2	1	0	0	0	90
df	11 Hannah, Charde	4	1	0	0	0	39
df	12 Mills, Ash	1	0	0	0	0	16
df	16 Helmer, Ana	1	0	0	0	0	26
df	17 Degen, Audrey	1	0	0	0	0	7
df	24 Morris, Bianca	1	0	0	0	0	5
Totals		33	13	0	0	0	

# Goalkeepers	Min	GA	Saves
1 Stanford, Justice	90:00	1	4

Saves by period	1	2	Total
Arkansas State	5	8	13
South Alabama	2	2	4

Fouls	1	2	Total
Arkansas State	1	6	7
South Alabama	6	3	9

Official's signature

Soccer Box Score (Final) The Automated ScoreBook

Arkansas State vs ULM (Oct 15, 2017 at Monroe, LA)

Arkansas State (8-6-1 Conf 4-4-1) vs.
ULM (3-12-1 Conf 3-5-0)
Date: Oct 15, 2017 • Attendance: 89
Weather: Cloudy

Arkansas State	Player	Sh	SO	G	A	Fo	Min
gk	1 Ponder, Kelsey	1	0	0	0	0	90
df	2 Smith, Olivia	1	0	0	0	0	75
df	4 Reed, Bailey	1	0	0	0	0	90
df	5 Harris, Abby	1	0	0	0	0	37
df	6 Madhock, Victoria	1	0	0	0	0	83
df	7 Sodoma, Sarah	3	3	0	0	0	78
df	10 Eberoth, Rylee	3	0	0	0	0	45
df	11 Schuch, Hallee	1	0	0	0	0	38
df	20 O'Byrne, Dana	1	0	0	0	0	90
df	21 Coates, Juliana	1	0	0	0	0	90
df	24 Erti, Maggie	2	1	0	0	0	52
df	25 Luffens, Danielle	2	1	0	0	0	46
df	12 Davis, Hannah	1	0	0	0	0	7
df	13 Andrea, Amy	1	0	0	0	0	30
df	16 Gellis, Bailey	1	1	0	0	0	18
df	17 Trester, Peyton	1	0	0	0	0	22
df	18 Erti, Maggie	1	0	0	0	0	37
Totals		15	7	0	0	0	

# Goalkeepers	Min	GA	Saves
1 Ponder, Kelsey	90:00	0	9

Shots by period	1	2	Total
Arkansas State	9	6	15
ULM	4	5	9

Corner kicks	1	2	Total
Arkansas State	4	2	6
ULM	1	1	2

Scoring summary	No.	Time	Team	Goal scorer	Assist	Description
1	27:21	ULM	Luffens, Danielle	Pevinsky, Jack	Penalty kick	

Caution and ejections	YC-ASU #4 (84:04)
Stadium: ULM Soccer Complex Officials: Referee: Brandon Chou; Asst. Referee: Thai Hymn; AR: Official: Lovie Tran; Timeskeeper: Michael Gammon; Scorer: Jared Richards; Officiated: Arkansas State 1, ULM 1.	

Goals by period	1	2	Total
-----------------	---	---	-------

2017 BOX SCORES



Soccer Box Score (Final) The Automated ScoreBook

#5 Little Rock vs #4 Arkansas State (11/10/17 at Foley, Ala.)



Little Rock (9-8-3) vs.
Arkansas State (9-6-2)
Date: 11/10/17 Attendance: 121
Weather: 75, Clear

Goals by period	1	2	OT	O3	Total
Little Rock	0	1	0	0	1
Arkansas State	0	1	0	0	1

Pa #	Player	Sh	SO	G	A	Fo	Min
gk	32 Swanson, Megan	-	-	-	-	-	110
d	2 Aegerter, Remy	2	1	-	-	-	110
m	3 Palmer, Claire	-	-	-	-	-	110
d	4 Kinka, Samantha	-	-	-	-	-	110
f	9 Wilkes, Quinn	1	1	-	-	-	91
m	11 Aparicio Gil, Ania	3	1	-	-	-	95
d	12 Tucker, Saira	4	2	-	-	-	88
d	14 Ryan, Lisa	-	-	-	-	-	60
m	17 Purvine, Jacyn	5	2	-	-	-	110
d	22 Seifert, Lisa	-	-	-	-	-	110
m	27 Grealuch, Daro	1	-	-	-	-	100
-- Substitutes --							
	6 Smocovitch, Morgan	3	1	-	-	-	87
	8 Rudenstam, Emma	-	-	-	-	-	28
Totals		19	8	1	1	20	

Pa #	Player	Sh	SO	G	A	Fo	Min
gk	1 Ponder, Kelsey	-	-	-	-	-	110
f	1 Smith, Olivia	1	-	-	-	-	110
mf	3 Brochu, Lindsey	-	-	-	-	-	110
mf	4 Reed, Bailey	1	1	-	-	-	110
mf	6 Macintosh, Victoria	1	-	-	-	-	110
f	7 Sodoma, Sarah	1	-	-	-	-	87
mf	9 Carter, Taylor	-	-	-	-	-	98
d	10 Eberhart, Riley	1	-	-	-	-	110
d	20 O'Boye, Dana	3	2	1	-	-	110
d	21 Coates, Juliana	-	-	-	-	-	110
f	24 Ertl, Maggie	-	-	-	-	-	57
-- Substitutes --							
	16 Gellis, Bailey	-	-	-	-	-	28
	17 Truster, Peyton	-	-	-	-	-	12
	18 Furgo, Halley	-	-	-	-	-	48
Totals		8	4	3	7		

#	Goalkeepers	Min	GA	Saves
32	Swanson, Megan	110:00	1	3

#	Goalkeepers	Min	GA	Saves
1	Ponder, Kelsey	110:00	1	7

Shots by period	1	2	OT	O3	Total
Little Rock	4	10	3	0	17
Arkansas State	4	3	0	1	8

Saves by period	1	2	OT	O3	Total
Little Rock	2	1	0	0	3
Arkansas State	2	3	0	2	7

Corner kicks	1	2	OT	O3	Total
Little Rock	4	2	0	0	6
Arkansas State	0	3	0	0	3

Fouls	1	2	OT	O3	Total
Little Rock	9	8	2	1	20
Arkansas State	0	4	2	1	7

Scoring summary:

No.	Time	Team	Goal scorer	Assist	Description
1	54:44	ASU	O'Boye, Dana (4)	Corner kick	Header off corner
2	89:18	LR	Aparicio Gil, Ania (3)	Seifert, Lisa	Long pass from near midfield. Shot to bot corner.

Cautions and ejections:

YC-18 #4 (50-4)

Little Rock-Swanson, Megan (5-7-2), Arkansas State-Ponder, Kelsey (8-2-1).

Stadium: Foley Sports Tourism

Officials: Referee: Brian Marshall; Asst. Referee: Kayla Polonsky; Michael Smith;

AR Official: Joe Kirkpatrick; Timekeeper: Keith Nunez; Scorer: Wes Johnson;

Officials: Little Rock & Arkansas State 1.

Official's signature

2017 OVERALL STATISTICS



ALL GAMES	G-GS	MIN	G	A	POINTS	SHOTS	SHOT%	SOG	SOG%	YC	RC	GWG	PK-ATT	CNR
Sarah Sodoma	17-17	1277	8	4	20	30	.267	19	.633	0	0	1	0-0	15
Dana O'Boye	16-16	1374	4	1	9	8	.500	5	.625	1	0	1	3-3	0
Maggie Ertl	17-17	911	3	3	9	23	.130	10	.435	2	0	1	0-0	0
Hailey Furio	17-0	824	3	3	9	6	.500	6	1.000	0	0	3	0-0	0
Bailey Reed	17-16	1279	2	2	6	18	.111	10	.556	2	0	1	0-0	5
Taylor Schneider	13-13	1089	2	1	5	12	.167	5	.417	0	0	0	0-0	0
Victoria MacIntosh	17-15	1183	2	0	4	16	.125	4	.250	0	0	1	0-0	0
Riley Ebenroth	17-17	1343	0	4	4	17	.000	9	.529	0	0	0	0-0	51
Olivia Smith	17-17	1402	1	1	3	11	.091	3	.273	4	0	1	0-0	0
Taylor Carter	17-2	395	0	1	1	7	.000	4	.571	0	0	0	0-0	5
Abby Harris	16-15	740	0	1	1	6	.000	3	.500	1	0	0	0-0	1
Juliana Coates	17-17	1537	0	1	1	4	.000	2	.500	0	0	0	0-0	0
Amy Andrea	16-2	605	0	1	1	0	.000	0	.000	0	0	0	0-0	0
Bailey Gellis	16-0	353	0	0	0	2	.000	1	.500	0	0	0	0-0	0
Peyton Trester	10-0	122	0	0	0	1	.000	1	1.000	0	0	0	0-0	0
Hailey Schue	15-2	580	0	0	0	1	.000	1	1.000	1	0	0	0-0	0
Lindsey Brochu	5-4	734	0	0	0	1	.000	1	1.000	0	0	0	0-0	0
Julie Chambers	3-0	19	0	0	0	0	.000	0	.000	0	0	0	0-0	0
Hannah Davis	5-0	68	0	0	0	0	.000	0	.000	0	0	0	0-0	0
Total	17	-	25	23	73	163	.153	84	.515	12	0	9	3-3	-
Opponents	17	-	15	11	41	292	.051	118	.404	11	0	6	2-2	-

GOALIE	G-GS	MIN	GA	GAAVG	SAVES	PCT	W	L	T	SHO/CBO	SHOTS FACED
Kelsey Ponder	13-12	1155:00	7	0.55	79	.919	8	2	1	5/0	219
Megan McClure	5-4	428:31	8	1.68	24	.750	1	3	1	1/0	71
Team	-	0:00	0	0.00	0	.000	0	0	0	0/0	0
Total	17	1583:31	15	0.85	103	.873	9	5	2	6	290
Opponents	17	1583:31	25	1.42	59	.702	5	9	2	3	158

Goals by Period	1st	2nd	OT	OT2	Total
Arkansas State	9	16	0	0	25
Opponents	5	8	2	0	15

Corners by Period	1st	2nd	OT	OT2	Total
Arkansas State	38	37	2	2	77
Opponents	35	45	3	0	83

Shots by Period	1st	2nd	OT	OT2	Total
Arkansas State	85	75	1	2	163
Opponents	121	158	9	4	292

Fouls by Period	1st	2nd	OT	OT2	Total
Arkansas State	49	70	5	4	128
Opponents	84	82	5	1	172

Saves by Period	1st	2nd	OT	OT2	Total
Arkansas State	42	58	1	2	103
Opponents	33	24	1	1	0

Attendance Summary	A-State	Opponent
Total	1238	2032
Dates/AvgPerDate	7/177	9/226
NeutralSite#/Avg	1/121	

2017 SUN BELT STATISTICS



SBC GAMES	G-GS	MIN	G	A	POINTS	SHOTS	SHOT%	SOG	SOG%	YC	RC	GWG	PK-ATT	CNR
Sarah Sodoma	10-10	757	5	3	13	17	.294	10	.588	0	0	1	0-0	15
Dana O'Boye	9-9	759	0	0	0	2	.000	0	.000	0	0	0	0-0	0
Maggie Ertl	10-10	550	2	1	5	10	.200	5	.500	2	0	0	0-0	0
Hailey Furio	10-0	540	2	2	6	4	.500	4	1.000	0	0	2	0-0	0
Bailey Reed	10-10	857	2	2	6	13	.154	7	.538	2	0	1	0-0	0
Taylor Schneider	7-7	612	2	1	5	6	.333	3	.500	0	0	0	0-0	0
Victoria MacIntosh	10-10	727	0	0	0	12	.000	2	.167	0	0	0	0-0	0
Riley Ebenroth	10-10	808	0	3	3	11	.000	6	.545	0	0	0	0-0	34
Olivia Smith	10-10	838	1	1	3	5	.200	3	.600	3	0	1	0-0	0
Taylor Carter	10-1	227	0	1	1	6	.000	4	.667	0	0	0	0-0	1
Abby Harris	10-9	435	0	0	0	4	.000	2	.500	0	0	0	0-0	0
Julianna Coates	10-10	922	0	1	1	3	.000	2	.667	0	0	0	0-0	0
Amy Andrea	10-2	377	0	1	1	0	.000	0	.000	0	0	0	0-0	0
Bailey Gellis	9-0	165	0	0	0	2	.000	1	.500	0	0	0	0-0	0
Peyton Trester	5-0	84	0	0	0	1	.000	1	1.000	0	0	0	0-0	0
Hailey Schue	9-2	387	0	0	0	1	.000	1	1.000	1	0	0	0-0	0
Lindsey Brochu	1-0	45	0	0	0	0	.000	0	.000	0	0	0	0-0	0
Julie Chambers	3-0	19	0	0	0	0	.000	0	.000	0	0	0	0-0	0
Hannah Davis	4-0	57	0	0	0	0	.000	0	.000	0	0	0	0-0	0
Total	10	-	14	16	44	97	.144	51	.526	9	0	5	0-0	-
Opponents	10	-	9	6	24	154	.058	66	.429	5	0	4	2-2	-

GOALIE	G-GS	MIN	GA	GA AVG	SAVES	PCT	W	L	T	SHO/CBO	SHOTS FACED
Kelsey Ponder	8-7	675:00	4	0.53	48	.923	5	1	0	3/0	119
Alexis Philippe	3-3	248:31	5	1.81	9	.643	0	2	1	0/0	33
Team	-	0:00	0	0.00	0	.000	0	0	0	0/0	0
Total	10	923:31	9	0.88	57	.864	5	3	1	3	152
Opponents	10	923:31	14	1.36	37	.725	3	5	1	2	95

Goals by Period	1st	2nd	OT	OT2	Total
Arkansas State	5	9	0	0	14
Opponents	4	4	1	0	9

Corners by Period	1st	2nd	OT	OT2	Total
Arkansas State	26	33	1	0	50
Opponents	23	22	2	0	47

Shots by Period	1st	2nd	OT	OT2	Total
Arkansas State	52	43	1	1	97
Opponents	74	75	4	1	154

Fouls by Period	1st	2nd	OT	OT2	Total
Arkansas State	37	43	2	3	85
Opponents	51	50	1	0	102

Saves by Period	1st	2nd	OT	OT2	Total
Arkansas State	23	33	1	0	57
Opponents	21	14	1	1	37

Attendance Summary	A-State	Opponent
Total	923	946
Dates/AvgPerDate	5/185	5/189
NeutralSite#/Avg	0/0	

2017 TEAM CAMPARISON



	W/L	G	A	PTS	SHOTS	SHOT%	SOG	SOG%	GW	PK-ATT	YC	RC	MIN
A-State	W	2	0	4	14	.143	7	.500	1	2-2	1	0	991
at Missouri State		1	0	2	17	.059	5	.294	0	0-0	3	0	1012
A-State	L	0	0	0	8	.000	2	.250	0	0-0	0	0	1101
at Lipscomb		1	1	3	21	.048	4	.190	1	0-0	0	0	1101
A-State	L	2	2	6	6	.500	2	.500	0	0-0	0	0	697
vs Saint Louis		L	3	9	22	.136	9	.409	1	0-0	0	0	857
A-State	W	3	1	7	6	.500	4	.667	1	1-1	0	0	990
vs Oral Roberts		0	0	0	21	.000	11	.524	0	0-0	1	0	990
A-State	W	1	1	3	13	.077	5	.385	1	0-0	2	0	990
at Central Arkansas		0	0	0	16	.000	9	.562	0	0-0	0	0	990
A-State	W	2	3	7	13	.154	9	.692	1	0-0	0	0	990
at UT Martin		0	0	0	22	.000	6	.273	0	0-0	1	0	991
A-State	L	1	1	3	6	.167	2	.333	0	0-0	0	0	1033
vs Louisiana		2	0	4	16	.125	3	.188	1	1-1	0	0	1027
A-State	W	4	5	13	10	.400	7	.700	1	0-0	0	0	969
vs Troy		1	1	3	10	.100	5	.500	0	0-0	1	0	991
A-State	W	1	2	4	7	.143	5	.714	1	0-0	2	0	991
vs Little Rock		0	0	0	20	.000	7	.350	0	0-0	1	0	991
A-State	L	0	0	0	9	.000	4	.444	0	0-0	0	0	982
vs Texas State		1	1	3	12	.083	5	.417	1	0-0	0	0	991
A-State	T	1	1	3	10	.000	7	.700	0	0-0	2	0	1210
at Appalachian State		1	1	3	13	.077	8	.615	0	0-0	2	0	1209
A-State	L	1	1	3	10	.100	3	.300	0	0-0	0	0	990
at Georgia Southern		2	2	6	7	.286	5	.714	2	0-0	0	0	991
A-State	W	3	3	9	12	.250	5	.417	1	0-0	2	0	990
vs Coastal Carolina		1	1	3	17	.059	9	.529	0	0-0	0	0	996
A-State	W	1	1	3	9	.111	5	.556	1	0-0	1	0	990
at South Alabama		0	0	0	33	.000	13	.394	0	0-0	0	0	990
A-State	L	0	0	0	15	.000	7	.467	0	0-0	1	0	945
at ULM		1	0	2	9	.111	6	.667	1	1-1	0	0	991
A-State	W	2	2	6	9	.222	6	.667	2	0-0	1	0	990
at Georgia State		0	0	0	17	.000	5	.294	0	0-0	1	0	991
A-State	T	1	0	2	8	.125	4	.500	0	0-0	0	0	1210
vs Little Rock		1	1	3	19	.053	8	.421	0	0-0	1	0	1210
Arkansas State		25	23	73	163	.153	84	.515	9	3-3	12	0	17059
Opponent		15	11	41	292	.051	18	.404	6	2-2	11	0	17059

2017 HIGHS & LOWS



A-State Game Highs

Points	13	TROY (9/17)
	9	CCU (10/8)
Goals	4	TROY (9/17)
	3	CCU (10/8)
	3	ORAL ROBERTS (9/1)
Assists	5	TROY (9/17)
	3	CCU (10/8)
	3	at UT Martin (9/8)
Shots	15	at ULM (10/15)
	14	at Missouri State (8/18)
Shot Percentage	.500	Oral Roberts (9/1)
	.500	Saint Louis (8/27)
Shots on Goal	9	at UT Martin (9/8)
	7	at ULM (10/15)
	7	at App St. (9/29)
	7	TROY (9/17)
	7	at Missouri State (8/18)
On Goal Percentage	.714	vs Little Rock (9/22)
	.700	at App St. (9/29)
	.700	TROY (9/17)
Saves	13	at South Al. (10/13)
	11	ORAL ROBERTS (9/1)
Corner Kicks	9	CCU (10/8)
	7	at Central Arkansas (9/7)
Fouls	14	at App St. (9/29)
	11	TEXAS STATE (9/24)
	11	TROY (9/17)

A-State Game Lows

Points	0	Three Times
Goals	0	Three Times
Assists	0	Five Times
Shots	4	SAINT LOUIS (8/27)
	6	ORAL ROBERTS (9/1)
	6	LOUISIANA (9/15)
Shots on Goal	2	at Lipscomb (8/24)
	2	SAINT LOUIS (8/27)
	2	LOUISIANA (9/15)
Saves	1	LOUISIANA (9/15)
	3	at LIPSCOMB (8/24)
	3	at Georgia So. (10/1)
Corner Kicks	1	at South Al (10/13)
	2	SAINT LOUIS (8/27)
	2	ORAL ROBERTS (9/1)
	2	TROY (9/17)
Fouls	3	at Lipscomb (8/24)
	4	SAINT LOUIS (8/27)
	4	CCU (10/8)

Opponent Game Highs

Points	9	SAINT LOUIS (8/27)
	6	at Georgia So.(10/1)
Goals	3	SAINT LOUIS (8/27)
	2	at Georgia So. (10/1)
	2	Louisiana (9/15)
Assists	3	SAINT LOUIS (8/27)
	2	2 at Georgia So. (10/1)
Shots	33	at South Al (10/13)
	22	at UT Martin (9/8)
	22	SAINT LOUIS (8/27)
Shot Percentage	.286	at Georgia So. (10/1)
	.136	SAINT LOUIS (8/27)
Shots on Goal	13	at South Al (10/13)
	11	ORAL ROBERTS (9/1)
On Goal Percentage	.714	at Georgia So. (10/1)
	.667	at ULM (10/15)
Saves	7	at ULM (10/15)
	7	at UT Martin (9/8)
Corner Kicks	8	at Lipscomb (8/24)
	7	at Georgia St. (10/20)
	7	at South Al (10/13)
	7	at App. St. (9/29)
Fouls	20	vs Little Rock (11/1)
	16	at Georgia St. (10/20)

Opponent Game Lows

Points	0	Six Times
Goals	0	Six Times
Assists	0	Nine Times
Shots	7	at Georgia So. (10/1)
	9	at ULM (10/15)
Shots on Goal	3	LOUISIANA (9/15)
	4	at LIPSCOMB (8/24)
Saves	0	SAINT LOUIS (8/27)
	1	ORAL ROBERTS (9/1)
	1	LOUISIANA (9/15)
Corner Kicks	1	at Georgia So. (10/1)
	2	at Missouri State (8/18)
	2	TEXAS STATE (9/24)
	2	at ULM (10/15)
Fouls	4	SAINT LOUIS (8/27)
	5	at LIPSCOMB (8/24)

2017 SUN BELT RECAP



Final Standings	Sun Belt		Overall	
	W-L-T	Pct.	W-L-T	Pct.
South Alabama#%	9-1-0	.900	14-6-1	.690
Texas State	8-2-0	.800	10-6-1	.618
Troy	6-4-0	.600	8-10-2	.450
Arkansas State	5-4-1	.550	9-6-2	.588
Little Rock	4-4-2	.500	9-9-3	.500
Coastal Carolina	4-5-1	.450	11-8-1	.575
Georgia Southern	4-5-1	.450	8-9-2	.474
Appalachian State	3-5-2	.400	4-11-4	.316
ULM	3-6-1	.350	3-13-2	.222
Louisiana	2-6-2	.300	5-10-2	.353
Georgia State	1-7-2	.200	3-11-3	.265

% - Regular Season Champion # SBC Tournament Champions

Team (All Games)	Final Statistics Rankings			
	All Games		SBC Only	
Shots	10th	164	10th	98
Points	6th	73	4th	44
Goals	6th	25	4th	14
Goals Per Game	5th	25	4th	14
Assists	4th	23	4th	16
Assists Per Game	3rd	23	4th	16
Goals Allowed	1st	32	3rd	9
Goals Against Average	1st	15	3rd	9
Saves	2nd	103	2nd	57
Shutouts	3rd	6	5th	3
Fouls	9th	127	4th	84
Corners	7th	77	3rd	50
Offsides	11th	16	11th	8
Yellow Cards	3rd	12	1st	9

Tournament Results		Semifinals (November 3)	
Opening Round (November 1)		No. 5 Little Rock	0
No. 5 Little Rock	1	No. 1 Little Rock	4
No. 4 Arkansas State	1	No. 7 Coastal Carolina	4
LR Advances on PKs 3-1		No. 6 Georgia Southern	1
		Championship (November 5)	
No. 8 Appalachian State	0	No. 1 South Alabama	5
No. 1 South Alabama	2	No. 7 Coastal Carolina	0
No. 7 Coastal Carolina	2		
No. 2 Texas State	1		
No. 6 Georgia Southern	2		
No. 3 Troy	1		

All-Sun Belt Teams			
First Team	Yr.	Pos.	School
Arola Aparicio Gili	Jr	F	Little Rock
Kaylee Davis	So	F	Texas State
Rio Hardy	Sr	F	South Alabama
Kassi Hormuth	Sr	F	Texas State
Doro Greulich	So	M	Little Rock
Rachel Grout	Sr	M	Texas State
Danielle Henley	Sr	M	South Alabama
Chandler Cooney	Sr	D	Texas State
Hannah Godfrey	Jr	D	South Alabama
Steffi Hardy	Sr	D	South Alabama
Heather Martin	So	Gk	Texas State

Second Team	Yr.	Pos.	School
Kory Dixon	So	F	South Alabama
Daniella Famili	Sr	F	Coastal Carolina
Sarah Sodoma	Fr	F	Arkansas State
Selma Bjorgvindottir	Fr	M	South Alabama
Chelsea Followwel	Sr	M	South Alabama
Jordan Kondikoff	So	M	Texas State
Julia Winter	So	M	Troy
Riley Eberoth	Jr	D	Arkansas State
Haley Roberson	Sr	D	Troy
Liesa Seifert	Jr	D	Little Rock
Kelsey Ponder	Jr	GK	Arkansas State

Player of the Year: Rio Hardy, South Alabama

Offensive Player of the Year: Kassi Hormuth, Texas State

Defensive Player of the Year: Hannah Godfrey, South Alabama

Freshman of the Year: Sarah Sodoma, Arkansas State

Newcomer of the Year: Kaylee Davis, Texas State

Coach of the Year: Kat Conner, Texas State

Student-Athletes of the Week		
Date	Offensive Player of the Week	Defensive Player of the Week
Aug. 22	Daniella Famili, CCU	Rylee Atteberry, CCU
Aug. 29	Julia Winter, Troy	Lauren Karinshake, Georgia So.
Sept. 5	Tiina Trutsi, South Al	Kelsey Ponder, Arkansas St.
Sept. 12	Doro Greulich, Little Rock	Hannah Godfrey, South Al
Sept. 19	Kory Dixon, South Al	Rylee Atteberry, CCU
Sept. 26	Ashleigh Cade, Louisiana	Heather Martin, Texas State
Oct. 3	Rio Hardy, South Al	Rylee Atteberry, CCU
Oct. 10	Kassi Hormuth, Texas State	Heather Martin, Texas State
Oct. 17	Kassi Hormuth, Texas State	Heather Martin, Texas State
Oct. 24	Doro Greulich, Little Rock	Hannah Godfrey, South Al

SCORING RECORDS



INDIVIDUAL		
CAREER		
POINTS	NO.	YEARS
1. Loren Mitchell	54	2012-15
2. Shawna Sparks	53	2002-05
3. Christina Fink	41	2011-13
4. Kara Nitti	38	2008-11
5. Ashley McMurtry	37	2009-12
6. Rachel Reese	32	2000-01
7. Katey Carmichael	30	2012-15
8. Stephanie Ray	29	2002-05
9. Christine Giles	28	2010-13
10. Anna Kaloughirou	26	2007-10

GOALS	NO.	YEARS
1. Loren Mitchell	23	2012-15
2. Shawna Sparks	22	2002-05
3. Kara Nitti	21	2008-11
4. Michele Clark	16	2008-11
5. Christina Fink	14	2011-13
6. Katey Carmichael	13	2012-15
7. Rachel Reese	13	2000-01
8. Stephanie Ray	11	2002-05
9. Christine Giles	10	2010-13
Anna Kaloughirou	10	2007-10

MULTIPLE GOAL GAMES	NO.	YEARS
1. Shawna Sparks	6	2002-05
2. Stephanie Ray	4	2002-05
3. Loren Mitchell	3	2012-15
4. Katey Carmichael	2	2012-15
Anna Kaloughirou	2	2007-10
Sarah Sodoma	2	2017-Pre

GAME-WINNING GOALS	NO.	YEARS
1. Christina Fink	7	2011-13
2. Loren Mitchell	6	2012-15
Shawns Sparks	6	2002-05
4. Jena' Kelley	5	2011-14
Rachel Reese	5	2000-01
6. Michele Clark	4	2008-11
7. Hailey Furio	3	2017-Pre
Taylor Schneider	3	2016-Pre
Katey Carmichael	3	2012-15
Jessica Jingblad	3	2011
Anna Kaloughirou	3	2007-10
Stephanie Ray	3	2002-05
Jen Widener	3	2001-04

ASSISTS	NO.	YEARS
1. Ashley McMurtry	23	2009-12
2. Christina Fink	13	2011-13
3. Tayler Carter	9	2014-17
Shawna Sparks	9	2002-05
Sheri Kiser	9	2000-02
6. Kassie Flynn	8	2015
Loren Mitchell	8	2012-15
Jordan Adams	8	2012-15
Christine Giles	8	2010-13
Jen Widener	8	2001-04
Michele Clark	8	2008-11

SEASON		
POINTS	NO.	YEAR
1. Loren Mitchell	28	2013
2. Shawna Sparks	26	2003
3. Christina Fink	25	2012
4. Rachel Reese	21	2000
5. Sarah Sodoma	20	2017
6. Jessica Jingblad	19	2011
Shawna Sparks	19	2004
8. Loren Mitchell	17	2012
9. Ashley McMurtry	16	2009
10. Stephanie Ray	15	2004

GOALS	AVG.	YEAR
1. Loren Mitchell	12	2013
Shawna Sparks	12	2003
3. Christina Fink	9	2012
4. Sarah Sodoma	8	2017
Shawna Sparks	8	2004
Rachel Reese	8	2000
7. Loren Mitchell	7	2012
Markie McRay	7	2006
9. Samhia Simao	6	2013
Jessica Jingblad	6	2011
Michele Clark	6	2011
Michele Clark	6	2010
Kara Nitti	6	2008
Sofia Turessson	6	2008

MULTIPLE GOAL GAMES	NO.	YEAR
1. Shawna Sparks	4	2003
2. Sarah Sodoma	2	2017
Katey Carmichael	2	2012
Shawna Sparks	2	2004
Stephanie Ray	2	2004

GAME-WINNING GOALS	NO.	YEAR
1. Loren Mitchell	5	2013
Christina Fink	5	2012
4. Rachel Reese	4	2000
5. Hailey Furio	3	2017
Taylor Schneider	3	2016
Jena' Kelley	3	2012
Jessica Jingblad	3	2011
Shawna Sparks	3	2003
Michele Clark	3	2010

ASSISTS	NO.	YEAR
1. Kassie Flynn	8	2015
Ashley McMurtry	8	2009
3. Christina Fink	7	2012
Ashley McMurtry	7	2012
Jessica Jingblad	7	2011
6. Madison Joyce	6	2013
Ashley McMurtry	6	2011
8. Tayler Carter	5	2016
Stephanie Ray	5	2004
Rachel Reese	5	2000

GAME		
POINTS	NO.	DATE
1. Shawna Sparks at Jacksonville State	9	9-21-03
2. Rachel Reese vs Alabama A&M	8	9-22-00

3. Stephanie Ray vs Arkansas-Pine Bluff	7	9-15-04
4. Kailey Gear vs Central Arkansas	6	8-23-08
Sofia Turesson vs Arkansas-Pine Bluff	6	8-29-08
6. Ava Abner vs Arkansas-Pine Bluff	5	9-21-14
Christine Giles vs Grambling	5	9-8-13
Loren Mitchell at Grambling	5	9-16-12
Carmen Simon vs Arkansas-Pine Bluff	5	9-21-14

GOALS	NO.	DATE
1. Shawna Sparks at Jacksonville State	4	9-21-03
Rachel Reese vs Alabama A&M	4	9-22-00
3. Torry Pitts vs UL Monroe	3	10-9-11
Kailey Gear vs Central Arkansas	3	8-23-08
Sofia Turesson vs Arkansas-Pine Bluff	3	8-29-08
Emma Raikes-May at Jacksonville State	3	9-21-03

ASSISTS	NO.	DATE
1. Stephanie Ray vs Arkansas-Pine Bluff	3	9-15-04
2. Bailey Reed vs Troy	2	9-17-17
Kassie Flynn vs Miss. Valley State	2	9-6-15
Jenna Duerst vs Arkansas-Pine Bluff	2	9-21-14
Loren Mitchell at Oral Roberts	2	9-15-13
Jenna Durest vs Grambling	2	9-8-13
Madison Joyce vs Grambling	2	9-8-13
Ashley Jackson at Little Rock	2	10-26-12
Christina Fink at Grambling	2	9-16-12
Ashley McMurtry vs Jackson State	2	9-2-12
Jena' Kelley vs Arkansas-Pine Bluff	2	8-19-12
Ashley McMurtry at UL Lafayette	2	10-2-09
Ashley McMurtry vs Troy	2	9-27-09
Kara Nitti vs Troy	2	9-27-09
Jessie Zingo vs Prairie View A&M	2	9-17-07
Anna Kaloughirou vs Texas State	2	9-9-07
Shana Yoder vs UL Monroe	2	9-29-06
Tiffany Hull at Jacksonville State	2	9-21-03
Sallye Wilson at Jacksonville State	2	9-21-03
Sheri Kiser vs Alabama A&M	2	9-22-00

SCORING RECORDS



TEAM		
SEASON		
POINTS	NO.	G/A
1.	2013	114 39g/36a
2.	2012	113 41g/31a
3.	2009	102 35g/32a
4.	2011	98 34g/30a
5.	2008	84 28g/28a
6.	2003	80 30g/20a
7.	2004	79 28g/23a
8.	2017	73 25g/23q
9.	2014	66 25g/16a
10.	2015	63 21g/21a

POINTS PER GAME	AVG.	GAMES
1.	2013	5.70 20
2.	2012	5.65 20
3.	2011	4.90 20
4.	2009	4.86 21
5.	2008	4.67 18
6.	2017	4.30 17
7.	2003	4.21 19
8.	2004	3.95 20
9.	2014	3.60 18
10.	2015	3.50 18

GOALS	NO.	GAMES
1.	2012	41 20
2.	2013	39 20
3.	2009	35 21
4.	2011	34 20
5.	2003	30 19
6.	2008	28 18
	2003	28 19
8.	2017	25 17
	2014	25 18
10.	2000	22 19

GOALS PER GAME	NO.	GAMES
1.	2012	2.05 20
2.	2013	1.95 20
3.	2011	1.70 20
4.	2009	1.67 21
5.	2003	1.57 19
6.	2008	1.56 18
7.	2017	1.47 17
8.	2004	1.40 20
9.	2014	1.30 18
10.	2015	1.17 19

ASSISTS	NO.	GAMES
1.	2013	26 20
2.	2009	32 21
3.	2012	31 20
4.	2001	30 20
5.	2008	28 18
6.	2017	23 17
7.	2004	23 20
8.	2015	21 19
9.	2003	20 19
10.	2005	17 19
	2000	17 19

ASSISTS PER GAME	NO.	GAMES
1.	2013	1.80 20
2.	2008	1.56 18
3.	2012	1.55 20
4.	2009	1.52 21
5.	2011	1.50 20
6.	2017	1.35 17
7.	2015	1.17 18
8.	2004	1.15 20
9.	2003	1.05 19
10.	2005	0.89 19
	2000	0.89 19

GAME		
POINTS	NO.	DATE
1.	at Jacksonville State	29 9-21-03
2.	vs Alabama A&M	24 9-22-00
3.	vs Arkansas-Pine Bluff	23 9-15-04
4.	vs Arkansas-Pine Bluff	22 9-21-14
	vs Grambling	22 9-8-13
5.	vs Arkansas-Pine Bluff	20 8-29-08

GOALS	NO.	DATE
1.	at Jacksonville State	10 9-21-03
2.	vs Alabama A&M	9 9-22-00
3.	vs Arkansas-Pine Bluff	8 9-21-14
4.	vs Arkansas-Pine Bluff	8 9-15-04
5.	vs Grambling	7 9-8-13
	vs Arkansas-Pine Bluff	7 8-29-08

ASSISTS	NO.	DATE
1.	at Jacksonville State	9 9-21-03
2.	vs Grambling	8 9-8-13
3.	vs Arkansas-Pine Bluff	7 8-19-12
	vs Arkansas-Pine Bluff	7 9-15-04
5.	vs Arkansas-Pine Bluff	6 9-21-14
	vs Arkansas-Pine Bluff	6 9-20-13
	vs Miss. Valley State	6 9-5-09
	vs Arkansas-Pine Bluff	6 8-29-08
	vs Central Arkansas	6 8-23-08
	vs Alabama A&M	6 9-20-13



SHOT RECORDS

INDIVIDUAL CAREER

SHOTS ATTEMPTED	NO.	YEARS
1. Shawna Sparks	132	2002-05
2. Loren Mitchell	123	2012-15
3. Kara Nitti	116	2008-11
4. Christina Fink	112	2011-13
5. Michele Clark	97	2008-11
6. Anna Kaloghirou	95	2007-10
7. Christine Giles	94	2010-14
8. Ashley McMurtry	93	2009-12
Jen Widener	93	2001-04
9. Sheri Kiser	85	2000-02

SHOTS ON GOAL	NO.	YEARS
1. Loren Mitchell	67	2012-15
Shawna Sparks	67	2002-05
3. Kara Nitti	66	2008-11
4. Michele Clark	56	2008-11
Jed Widener	56	2001-04
6. Sheri Kiser	55	2000-02
7. Anna Kaloghirou	49	2007-10
8. Christina Fink	48	2011-13
9. Christine Giles	44	2010-13
10. Katey Carmichael	41	2012-15

SEASON

SHOTS ATTEMPTED	NO.	YEAR
1. Christina Fink	57	2012
2. Rachel Reese	53	2000
3. Loren Mitchell	48	2013
5. Christina Fink	45	2013
Shawna Sparks	45	2004
7. Samhia Simao	43	2013
Lucy Brient	43	2009
9. Loren Mitchell	37	2012
Shawna Sparks	37	2003
Sheri Kiser	37	2002

SHOTS ON GOAL	NO.	YEAR
1. Shawna Sparks	30	2004
2. Christina Fink	27	2012
3. Loren Mitchell	26	2013
Rachel Reese	26	2000
5. Shawna Sparks	25	2003
6. Lucy Brient	24	2009
7. Samhia Simao	23	2013
Loren Mitchell	23	2012
Sheri Kiser	23	2002
10. Michele Clark	20	2010

GAME

SHOTS ATTEMPTED	NO.	DATE
1. Rachel Reese vs Alabama A&M	12	9-22-00
2. Christine Giles vs Grambling	8	9-8-13
Kara Nitti vs Arkansas-Pine Bluff	8	8-29-08
4. Christina Fink vs Arkansas-Pine Bluff	7	9-20-13
Anna Kaloghirou vs South Alabama	7	9-25-09
Shawna Sparks vs Arkansas-Pine Bluff	7	9-15-04

Jen Widener vs La Tech	7	9-15-04
8. Samhia Simao vs Central Arkansas	6	8-31-14
Samhia Simao vs UL Lafayette	6	11-6-13
Christine Giles vs South Alabama	6	11-8-13
Samhia Simao at Troy	6	10-3-13
Christine Giles vs Arkansas-Pine Bluff	6	9-20-13
Christina Fink vs Missouri State	6	9-3-13
Katey Carmichael at Little Rock	6	10-26-12
Christine Giles at South Alabama	6	10-7-12
Ashley McMurtry vs Jackson State	6	9-2-12
Christine Giles vs Jackson State	6	9-2-12
Kara Nitti at Little Rock	6	10-29-10
Michele Clark vs Grambling	6	9-6-09
Kailey Gear vs Middle Tennessee	6	10-10-08

SHOTS ON GOAL NO. YEAR

1. Rachel Reese vs Alabama A&M	8	9-22-00
2. Shawna Sparks vs Arkansas-Pine Bluff	7	9-15-04
3. Markie McRae vs Troy	5	9-22-06
4. Samhia Simao vs UL Lafayette	4	10-13-13
Christina Fink vs Missouri State	4	9-3-13

TEAM SEASON

SHOTS ATTEMPTED	NO.
1. 2012	338
2. 2013	330
2009	330
4. 2011	253
5. 2010	239
6. 2008	228
7. 2002	222
8. 2014	218
9. 2004	216
10. 2003	204

SHOTS PER GAME NO. GAMES

1. 2012	16.90	20
2. 2013	16.50	20
3. 2009	15.70	21
4. 2008	12.70	18
5. 2011	12.60	20
6. 2010	12.58	19
7. 2014	12.10	18
8. 2002	11.68	19
9. 2004	10.80	20
10. 2003	10.73	19

GAME SHOTS NO. DATE

1. vs Jackson State	43	9-2-12
2. vs Arkansas-Pine Bluff	42	9-20-13
3. vs Grambling	39	9-8-13
4. vs Alabama A&M	33	9-22-00
5. vs South Alabama	31	9-25-09
6. vs Arkansas-Pine Bluff	28	9-21-14
vs Arkansas-Pine Bluff	28	8-19-12
at Jacksonville State	28	9-21-03
9. vs Arkansas-Pine Bluff	27	8-29-08
vs Miss Valley State	27	9-5-09

SHOTS ON GOAL NO. DATE

1. at Jacksonville State	26	9-21-03
2. vs Alabama A&M	23	9-22-00
3. vs South Alabama	22	9-25-09
vs Arkansas-Pine Bluff	22	9-15-04
5. Grambling State	21	9-6-09
6. vs Arkansas-Pine Bluff	19	9-20-13
vs Arkansas-Pine Bluff	19	9-8-13
8. vs Jackson State	18	9-2-12
vs Arkansas-Pine Bluff	18	8-29-08
10. vs Arkansas-Pine Bluff	16	8-19-12

GOALKEEPING RECORDS



INDIVIDUAL CAREER

SAVES	NO.	YEARS
1. Adrienne Mann	327	2000-03
2. Brielan Smiechowski	268	2004-07
3. Kelsey Ponder	240	2015-Pre
4. Amanda Lee	203	2012-15
5. Kelly Goodman	178	2004-07
6. Megan Stoltzfus	166	2008-11
7. Susan Brown	146	2009-10
8. Jamie Reesby	137	2000-03
9. Aja Aguirre	97	2011-12
10. Alexis Philippe	44	2014-16

GOALS AGAINST AVG.	NO.	YEARS
1. Kelsey Ponder	1.15	2015-Pre
2. Aja Aguirre	1.47	2009-10
3. Susan Brown	1.50	2009-10
4. Amanda Lee	1.51	2012-15
5. Megan Stoltzfus	1.60	2008-11
6. Bethany Kremer	1.91	2010-11
7. Brielan Smiechowski	2.24	2004-07
8. Alexis Philippe	2.44	2014-16
9. Kelly Goodman	2.46	2004-07
10. Sara Wicks	2.66	2014

MOST WINS	NO.	YEARS
1. Kelsey Ponder	15	2015-Pre
2. Adrienne Man	12	2000-03
3. Amanda Lee	11	2012-15
4. Susan Brown	11	2009-10
5. Megan Stoltzfus	10	2008-11
6. Aja Aguirre	9	2011-12
7. Kelly Goodman	9	2004-07
8. Jamie Reesby	7	2000-03
9. Brielan Smiechowski	6	2004-07
10. Audrey Baldwin	3	2012

MOST TIES	NO.	YEARS
1. Brielan Smiechowski	5	2004-07
2. Megan Stoltzfus	4	2008-11
Kelsey Ponder	4	2015-17
Amanda Lee	3	2012-15
Susan Brown	3	2009-10
6. Aja Aguirre	2	2011-12
7. Megan McClure	1	2017-Pre
Michaela Supple	1	2013
Bethany Kremer	1	2010-11
Adrienne Mann	1	2000-03

SHUTOUTS	NO.	YEARS
1. Kelsey Ponder	9	2015-Pre
2. Susan Brown	7	2009-10
3. Kelly Goodman	5	2004-07
Adrienne Mann	5	2000-03
5. Amanda Lee	4.5	2012-15
6. Kelsey Ponder	4.1	2015-16
7. Brielan Smiechowski	4	2004-07
8. Aja Aguirre	3.2	2011-12
9. Megan Stoltzfus	3	2011-12
10. Audrey Baldwin	1.2	2012

MINUTES IN GOAL	NO.	YEARS
1. Adrienne Mann	4353	2000-03
2. Brielan Smiechowski	3622	2004-07
3. Kelsey Ponder	3371	2015-Pre
4. Amanda Lee	3093	2012-15
5. Megan Stoltzfus	3039	2008-11
6. Kelly Goodman	2743	2004-07
7. Susan Brown	2629	2009-10
8. Jamie Reesby	1995	2009-10
9. Aja Aguirre	1708	2011-12
10. Bethany Kremer	703	2010-11

GAMES PLAYED	NO.	YEARS
1. Adrienne Mann	55	2000-03
2. Brielan Smiechowski	44	2004-07
3. Amanda Lee	41	2012-15
4. Megan Stoltzfus	40	2008-11
5. Kelsey Ponder	39	2015-Pre
6. Kelly Goodman	39	2004-07
Jamie Reesby	39	2000-03
8. Susan Brown	32	2009-10
9. Aja Aguirre	24	2011-12
10. Alexis Philippe	13	2014-16

GAMES STARTED	NO.	YEARS
1. Adrienne Mann	43	2000-03
2. Brielan Smiechowski	38	2004-07
3. Kelsey Ponder	37	2015-Pre
4. Kelly Goodman	33	2004-07
5. Megan Stoltzfus	31	2008-11
6. Amanda Lee	30	2012-15
7. Susan Brown	27	2009-10
8. Jamie Reesby	24	2000-03
9. Aja Aguirre	18	2011-12
10. Sara Wicks	8	2014

SEASON

SAVES	NO.	YEAR
1. Kelsey Ponder	112	2016
2. Susan Brown	108	2009
3. Amanda Lee	92	2013
4. Brielan Smiechowski	88	2005
5. Kelly Goodman	86	2006
6. Adrienne Mann	85	2002
7. Adrienne Mann	84	2003
8. Adrienne Mann	80	2001
9. Kelsey Ponder	79	2017
10. Adrienne Mann	78	2000

GOALS AGAINST AVG.	NO.	YEAR
1. Kelsey Ponder	0.55	2017
2. Kelsey Ponder	1.15	2016
3. Aja Aguirre	1.19	2012
4. Susan Brown	1.27	2010
5. Amanda Lee	1.34	2013
6. Kathy Weglein	1.42	2002
7. Megan Stoltzfus	1.44	2010
8. Megan Stoltzfus	1.45	2011
9. Amanda Lee	1.53	2012
10. Susan Brown	1.60	2009

MOST WINS	NO.	YEAR
1. Kelsey Ponder	8	2017
Amanda Lee	8	2013
Aja Aguirre	8	2012
Susan Brown	8	2009
5. Kelsey Ponder	6	2016
6. Jamie Reesby	5	2003
7. Megan Stoltzfus	4	2010
Brielan Smiechowski	4	2005
Kelly Goodman	4	2004
Adrienne Mann	4	2002
Adrienne Mann	4	2000

MOST TIES	NO.	YEAR
1. Kelsey Ponder	3	2016
Susan Brown	3	2009
3. Amanda Lee	2	2013
Megan Stoltzfus	2	2008
Brielan Smiechowski	2	2007
6. Kelsey Ponder	1	2017
Megan McClure	1	2017
Amanda Lee	1	2015
Aja Aguirre	1	2012
Megan Stoltzfus	1	2011
Bethany Kremer	1	2011
Aja Aguirre	1	2011
Megan Stoltzfus	1	2010
Brielan Smiechowski	1	2006
Brielan Smiechowski	1	2005
Brielan Smiechowski	1	2004
Adrienne Mann	1	2002

SHUTOUTS	NO.	YEAR
1. Kelsey Ponder	5	2017
2. Kelsey Ponder	4	2016
Susan Brown	4	2009
4. Aja Aguirre	3.2	2012
5. Susan Brown	3	2010
Adrienne Mann	3	2002
7. Amanda Lee	2.1	2013
8. Kelly Goodman	2	2007
Brielan Smiechowski	2	2005
10. Audrey Baldwin	1.2	2012

MINUTES IN GOAL	NO.	YEAR
1. Susan Brown	1854	2009
2. Kelsey Ponder	1561	2016
3. Amanda Lee	1478	2013
4. Megan Stoltzfus	1258	2008
5. Brielan Smiechowski	1254	2005
6. Aja Aguirre	1213	2012
7. Adrienne Mann	1207	2002
8. Kelsey Ponder	1155	2017
9. Brielan Smiechowski	1120	2007
10. Adrienne Mann	1068	2003

GOALKEEPING RECORDS



GAME		
SAVES	NO.	DATE
1.	Kelly Goodman vs North Texas	21 10-13-06
2.	Kelsey Ponder at Murray State	15 9-4-16
	Adrienne Mann at St. Louis	15 8-31-03
4.	Adrienne Mann vs North Texas	14 9-28-01
5.	Kelsey Ponder at South Alabama	13 10-13-17
	Amanda Lee at Little Rock	13 10-18-14
	Sara Wicks vs Tulsa	13 8-24-14
	Brielan Smiechowski vs Middle Tennessee	13 10-14-07
	Kelly Goodman vs Oklahoma State	13 9-2-07
	Jamie Reesby vs Central Oklahoma	13 9-3-00

TEAM		
SEASON		
SAVES	NO.	
1.	2007	145
	2000	145
3.	2006	138
4.	2005	127
5.	2002	126
6.	2015	124
7.	2003	120
8.	2016	119
9.	2013	112
	2011	112

GOALS AGAINST AVG.	NO.
1.	2017 0.85
2.	2016 1.18
3.	2010 1.37
4.	2012 1.38
5.	2013 1.49
6.	2009 1.66
7.	2011 1.81
8.	2015 1.93
9.	2008 2.06
10.	2005 2.02

GAME		
SAVES	NO.	DATE
1.	at North Texas	21 10-13-06
2.	at Murray State	16 9-4-16
	at Saint Louis	16 8-31-03
4.	at Little Rock	14 9-21-14
	vs North Texas	14 10-31-01
	at Denver	14 9-17-00
6.	vs Tulsa	13 8-24-14
	at South Alabama	13 10-7-12
	vs Middle Tennessee	13 10-14-07
	vs Oklahoma State	13 9-2-07
10.	vs Appalachian State	12 9-30-16

MISCELLANEOUS RECORDS



INDIVIDUAL

CAREER

GAMES PLAYED	NO.	YEARS
1. Ashley Jackson	79	2010-13
Christine Giles	79	2010-13
3. Michele Clark	78	2008-11
4. Katie Hosea	77	2011-14
Lizzy Niles	77	2008-11
Stasha Siers	77	2008-11
Shawna Sparks	77	2002-05
8. Mykel Ward	76	2012-16
Jena' Kelley	76	2011-14
10. Lyndsey Patterson	75	2008-11
Shana Yoder	75	2003-06
Sara Palke	75	2002-05
Jen Widener	75	2001-04

GAMES STARTED

GAMES STARTED	NO.	YEARS
1. Stasha Siers	75	2009-11
2. Ashley McMurtry	74	2009-12
3. Shana Yoder	73	2003-06
Shawna Sparks	73	2002-05
5. Sara Palke	72	2002-05
6. Ashley Jackson	71	2010-13

TEAM

SEASON

MOST WINS	NO.
1. 2012	11
2. 2013	10
3. 2017	9
4. 2009	8
5. 2011	7
2010	7
2003	7
8. 2016	6
9. 2005	5
2004	5
2000	5

MOST TIES

MOST TIES	NO.
1. 2016	3
2013	3
2011	3
2009	3
5. 2017	2
2008	2
2007	2

OVERTIMES IN A SEASON

OVERTIMES IN A SEASON	NO.
1. 2001	6
2. 2016	5
3. 2017	4
2010	4
2009	4
2006	4

MOST OVERTIME WINS

MOST OVERTIME WINS	NO.
1. 2013	1
2010	1
2009	1
2007	1
2005	1
2002	1
2000	1

HOME ATTENDANCE

HOME ATTENDANCE	Avg. (No.)
1. 2009	355 (3,551)
2. 2010	279 (2,787)
3. 2008	249 (2,241)
4. 2011	206 (2,062)
5. 2007	181 (1,811)
6. 2017	177 (1,238)
7. 2005	173 (1,385)
8. 2002	165 (1,319)
9. 2016	164 (1,313)
10. 2003	155 (1,082)
TOTAL: 146.7 (23,179) in 158 total games	

MISCELLANEOUS RECORDS

RECORD	STAT
Most Home Wins	7 (2012 & 2013)
Most Road Wins	5 (2003)
Margin of Victory	8, Three Times
Longest Winning Streak	3 (Five Times - Last: Sept. 28-Oct. 5, 2012)
Longest Home Winning Streak	8 games (2011-12)
Longest Road Win Streak	2
Consecutive Shutouts	3
Consecutive Games Without Being Shutout	7 games (Twice - Last Aug. 27 - Sept. 22, 2017)



ALL-TIME COACHING RECORDS

ALL-TIME HEAD COACHES



BRIAN DOOLEY
2015-PRESENT



TAFADZWA ZIYENGE
2010-2014



DEREK PITTMAN
2007-2009



JASON WHARTON
2004-2006



KEN HEFNER
2000-2003

ALL-TIME COACHING RECORDS

COACH	YEARS	SEASONS	GAMES	W-L-T	PCT.
Ken Hefner	2000-03	4	75	19-54-2	.253
Jason Wharton	2004-06	3	53	6-44-3	.113
Derek Pittman	2007-09	3	57	16-34-7	.281
Tafadzwa Ziyenge	2010-14	5	97	39-50-8	.402
Brian Dooley	2015-Present	3	51	18-28-8	.333

ALL-TIME ASSISTANT COACHES

COACH	YEARS
Lisa Berg	2008-2010
Jason Burr	2007
Jessica Greer	2015
Jessica Nei	2011-2014
Diana Niland	2000
Brett Rosenberger	2001-2003
Shannon Washington	2016-Present
Roger Williams	2004-2006

YEAR-BY-YEAR STATISTICS



YEAR	GP	GOALS	ASSISTS	POINTS	SHOTS	SHOT%	SOG	SOG%	YC-RC	GW	PK-ATT	GA	AVG	SAVES	PCT.
2000	19	22	17	61	197	.112	-	-	16-1	5	2-3	38	3.30	80	.678
2001	17	12	9	33	139	.086	77	.554	-	3	0-0	49	2.88	111	.694
2002	19	15	9	39	222	.068	123	.554	15-0	4	0-0	38	1.97	126	.768
2003	19	30	20	80	204	.147	119	.583	15-0	7	0-0	54	2.85	120	.690
2004	20	28	23	79	216	.130	114	.528	23-1	5	3-3	48	2.37	87	.644
2005	19	17	17	51	162	.105	82	.506	10-1	5	1-1	43	2.22	127	.747
2006	19	12	7	31	150	.080	-	-	29-2	1	0-0	52	2.79	138	.726
2007	18	17	15	49	168	.101	93	.554	12-1	3	0-0	47	2.51	145	.755
2008	18	28	28	84	228	.123	115	.504	8-2	4	0-0	38	2.06	99	.723
2009	21	35	32	102	330	.106	184	.558	14-0	8	0-1	36	1.66	111	.755
2010	19	19	16	54	239	.079	122	.510	10-0	7	0-0	27	1.37	100	.787
2011	20	34	30	98	253	.134	129	.510	11-0	7	1-1	38	1.81	112	.747
2012	20	41	31	113	338	.121	173	.512	4-0	11	1-1	28	1.38	97	.776
2013	20	39	36	114	330	.118	160	.485	7-1	10	0-0	31	1.49	223	.783
2014	18	25	16	66	218	.115	101	.463	12-1	4	2-2	41	2.26	110	.728
2015	18	21	21	63	165	.127	81	.491	5-1	3	0-1	36	1.93	124	.775
2016	17	15	14	44	131	.115	65	.496	7-0	6	1-2	21	1.18	119	.850
2017	17	25	23	163	163	.153	84	.515	12-0	9	3-3	15	0.85	103	.873

YEAR-BY-YEAR OPPONENT STATISTICS



YEAR	GP	GOALS	ASSISTS	POINTS	SHOTS	SHOT%	SOG	SOG%	YC-RC	GW	PK-ATT	GA	AVG	SAVES	PCT.
2000	19	68	51	187	400	.170	-	-	13-0	14	1-2	22	1.15	77	.778
2001	17	49	34	132	342	.143	160	.468	-	14	22-0	12	0.71	65	.844
2002	19	38	28	104	273	.139	162	.593	17-0	14	1-1	15	0.78	108	.878
2003	19	54	38	146	288	.188	159	.552	13-0	12	2-2	30	1.58	93	.756
2004	20	48	35	131	236	.203	135	.572	15-2	14	3-4	28	1.38	86	.754
2005	19	43	37	123	368	.117	170	.462	--	13	0-1	17	0.88	65	.793
2006	19	52	34	138	346	.150	-	-	13-0	17	4-4	12	0.64	66	.846
2007	18	45	36	126	298	.151	184	.617	15-0	13	1-1	17	0.91	75	.815
2008	18	28	29	105	266	.143	137	.515	11-0	12	3-3	28	1.51	87	.757
2009	21	36	27	99	281	.128	147	.523	9-1	10	1-1	35	1.61	149	.810
2010	19	27	21	75	223	.121	127	.570	6-0	11	1-1	19	0.96	103	.844
2011	20	38	40	116	284	.134	150	.528	9-0	10	2-3	34	1.62	95	.736
2012	20	28	27	83	245	.225	125	.510	2-0	8	1-1	41	2.03	132	.763
2013	20	31	31	93	297	.104	143	.481	10-0	7	2-3	39	1.88	121	.756
2014	20	41	38	120	299	.137	151	.505	5-0	14	0-0	25	1.38	76	.752
2015	18	36	31	103	301	.120	160	.532	9-1	14	3-4	21	1.12	60	.741
2016	17	21	14	56	303	.069	140	.462	7-0	8	2-3	15	0.84	50	.769
2017	17	15	11	41	292	.051	118	.404	11-0	6	2-2	25	1.42	59	.702

YEARLY RESULTS



YEAR	RECORD	CONFERENCE RECORD	HEAD COACH
2017	9-6-2	5-4-1 in Sun Belt	Brian Dooley
2016	6-8-3	4-5-1 in Sun Belt	Brian Dooley
2015	3-14-1	1-7-1 in Sun Belt	Brian Dooley
2014	4-14-1	1-8-1 in Sun Belt	Tafadzwa Ziyenge
2013	10-7-3	4-4-0 in Sun Belt	Tafadzwa Ziyenge
2012	11-8-1	5-4-1 in Sun Belt	Tafadzwa Ziyenge
2011	7-10-3	5-5-1 in Sun Belt	Tafadzwa Ziyenge
2010	7-11-1	3-8-0 in Sun Belt	Tafadzwa Ziyenge
2009	8-10-3	5-5-1 in Sun Belt	Derek Pittman
2008	4-12-2	1-8-2 in Sun Belt	Derek Pittman
2007	4-12-2	0-9-2 in Sun Belt	Derek Pittman
2006	1-17-1	1-9-0 in Sun Belt	Jason Wharton
2005	0-13-1*	0-6-1 in Sun Belt	Jason Wharton
2004	5-14-2	1-6-1 in Sun Belt	Jason Wharton
2003	7-12-0	2-5-0 in Sun Belt	Ken Hefner
2002	4-14-1	2-5-1 in Sun Belt	Ken Hefner
2001	3-14-0	1-7-0 in Sun Belt	Ken Hefner
2000	5-14-0	2-5-0 in Sun Belt	Ken Hefner

* Five wins vacated due to NCAA sanctions. On field record was 5-13-1

YEAR-BY-YEAR RESULTS



Ken Hefner
2000-03
19-54-2 (.253)



2000 5-14-0 (2.5-0 in Sun Belt)

SEMO Tournament at Cape Girardeau, Mo.			
A27	vs Northern Iowa	2-1	W

Oral Roberts Tournament at Tulsa, Okla.			
S1	vs Southwest Missouri St.	7-0	L
S3	vs Central Oklahoma	4-0	L

S8	Oral Roberts	2-0	L
S11	SEMO	5-0	L
S15	at Colorado Christian	2-0	L
S17	at Denver*	7-0	L
S22	Alabama A&M	9-1	W
S27	Christian Brothers	3-0	L
S30	Murray State	2-1	W
O2	Arkansas-Little Rock*	2-1 ²⁰⁷	W
O6	at Dallas Baptist	4-1	L
O8	at North Texas*	11-0	L
O13	Louisiana-Lafayette*	4-2	W
O15	Florida International*	0-3	L
O20	at South Alabama*	3-0	L
O13	Middle Tennessee*	4-2	L
O28	at Centenary	1-0	L

Sun Belt Conference Tournament at Mobile, Al.			
N3	North Texas	6-0	L

2001 3-14-0 (1-7-0 in Sun Belt)

A31	Stephen F. Austin	1-0	L
S2	Louisiana-Monroe	2-0	W
S7	at Alabama A&M	1-0	W
S9	at Murray State	6-0	L
S14	Alabama	3-1	L
S20	at SEMO	1-0	L
S23	Centenary	0-0	T
S28	at North Texas*	7-1	L
S30	at Denver*	8-0	L
O5	Western Kentucky*	3-1	L
O7	Middle Tennessee*	5-1	L
O12	at Louisiana-Lafayette*	3-1	L
O14	at South Alabama*	3-0	L
O19	UT Martin	1-0	L
O21	Florida International*	2-0	L
O26	at Arkansas-Little Rock*	4-1	W

Sun Belt Conference Tournament at Miami, Fla.			
O31	North Texas	10-2	L

2002 4-14-1 (2.5-1 in Sun Belt)

A30	McNeese State	3-1	W
S1	Alabama A&M	1-0	W
S6	at #18 Tennessee	9-0	L
S8	at UT Martin	5-2	L
S13	SEMO	2-0	L
S15	at UT Chattanooga	3-0	L
S20	at Northwestern St.	1-0	L
S22	at Centenary	1-0	L
S27	North Texas*	2-0	L
S29	Denver*	2-1	L
O4	at Western Kentucky*	1-0	L
O6	at Middle Tennessee*	1-0	L

O11	Louisiana-Lafayette*	4-0	W
O13	South Alabama*	1-0	L
O18	at UAB	1-0 ^{OT}	L
O20	at Florida International*	0-0	T
O25	Arkansas-Little Rock*	1-0 ^{OT}	W
O27	at Drury	3-1	L

Sun Belt Conference Tournament at Mobile, Al.			
N4	#18 Denver	3-0	L

2003 5-14-1 (2.5-0 in Sun Belt)

A31	at Saint Louis	6-0	L
S5	Drury	3-2	L
S7	UT Martin	1-0	L
S12	at Alabama A&M	2-0	W
S14	at Alabama	2-0	L
S19	at Louisiana-Monroe*	2-1	W
S21	at Jacksonville State	10-3	W
S26	Murray State	2-1	W
S28	at Centenary	3-0	L
O3	at Denver*	2-0	L
O5	at North Texas*	6-1	L
O10	Western Kentucky*	4-0	L
O12	Middle Tennessee*	4-0	L
O17	at South Alabama*	1-0	L
O19	at Louisiana-Lafayette	3-2	W
O24	at Mississippi Valley St.	4-1	W
O26	Florida International*	2-1	W
O31	at Arkansas-Little Rock*	10-1	L

Sun Belt Conference Tournament at Bowling Green, Ky.			
N5	North Texas	10-1	L

Jason Wharton
2004-06
6-44-3 (.113)



2004 5-14-1 (1-6-1 in Sun Belt)

A27	Stephen F. Austin	2-0	L
A29	at Centenary	3-0	L
S3	at Oral Roberts	1-0	L
S5	at Tulsa	3-0	L

Skyhawk Invitational at Martin, Tenn.			
S10	vs Murray State	4-3	W
S12	at UT Martin	2-1	W

S15	Arkansas-Pine Bluff	8-0	W
S19	at SEMO	4-0	L
S24	La Tech	2-0	W
O1	North Texas*	1-0	L
O3	Denver*	2-1	W
O8	at Western Kentucky*	2-1	L
O10	at Middle Tennessee*	9-0	L
O15	Louisiana-Lafayette*	2-0	L
O17	South Alabama*	1-1 ²⁰⁷	T
O22	Alabama A&M	2-0	W
O24	at Florida International*	2-0	L
O29	Arkansas-Little Rock*	3-2	L
O31	at Drury	4-3 ^{OT}	L

Sun Belt Conference Tournament at Miami, Fla.			
N3	Middle Tennessee	5-2	L

2005 0-13-1 (0-6-1 in Sun Belt)

^A 5 wins were vacated due to NCAA sanctions

A26	at Missouri State	2-1	L
A28	at Oklahoma State	3-0	L

Lady Indian Invitational Jonesboro, Ark.			
S2	Tulsa ^A	1-0	W
S4	Stephen F. Austin	2-1	L

S8	at Missouri	7-0	L
S11	at UT Chattanooga	3-0	L
S16	Centenary ^A	2-1	W
S18	UT Martin ^A	3-2	W
S23	at Troy*	2-1	L
S25	at South Alabama*	1-0	L
S30	Louisiana-Lafayette*	1-0 ²⁰⁷	L
O2	Florida International*	1-1 ²⁰⁷	T
O7	at Arkansas-Little Rock** ^A	2-0	W
O9	at Northwestern State	4-0	L
O14	at North Texas*	4-1	L
O16	at Denver** ^A	2-0	W
O21	Western Kentucky*	1-0	L
O23	Middle Tennessee*	5-1	L
O28	at Murray State	4-1	L

2006 1-17-1 (1-9-0 in Sun Belt)

A25	UT Chattanooga	2-1	L
A27	Mississippi Valley St.	1-0	L

Lady Tiger Invitational at Memphis, Tenn.			
S2	vs Samford	4-0	L
S4	vs Alabama	4-0	L

Puma Skyhawk Invitational Martin, Tenn.			
S8	vs Murray State	3-2	L
S10	at UT Martin	3-2 ²⁰⁷	L

S15	at La Tech	0-0 ²⁰⁷	T
S17	at Centenary	2-0	L
S22	at Troy*	2-1	L
S24	at South Alabama*	2-1	L
S29	Louisiana-Monroe*	4-0	W
O1	Louisiana-Lafayette*	2-1 ^{OT}	L
O6	Western Kentucky*	3-0	L
O8	Middle Tennessee*	4-0	L
O13	at North Texas*	8-0	L
O15	at Denver*	7-0	L
O20	Florida International*	2-0	L
O22	Florida Atlantic*	3-1	L
O28	at Arkansas-Little Rock	1-0*	L

Derek Pittman
2007-09
16-34-7 (.281)



2007 4-12-2 (0-9-2 in Sun Belt)

A31	Centenary	1-0	W
S02	Oklahoma State	3-0	L
S07	at Southeastern La.	2-0	L
S09	Texas State	3-2 ^{OT}	W
S17	Prairie View A&M	3-0	W
S21	UT Martin	2-0	L
S23	at Central Arkansas	3-2	W
S30	Troy*	1-0	L
O5	South Alabama*	1-0	L
O7	Louisiana-Monroe*	5-1	L
O12	at Louisiana-Lafayette*	3-1	L

YEAR-BY-YEAR RESULTS



O14	at Western Kentucky*	6-0	L
O19	Middle Tennessee*	0-0 ²⁰¹⁷	T
O21	North Texas*	2-1	L
O26	Denver*	4-0	L
O28	at Florida International*	3-2	L
N2	at Florida Atlantic*	5-0	L
N7	at Arkansas-Little Rock	2-2 ²⁰¹⁷	T

Tafadzwa Ziyenge
2010-14
39-50-8 (.402)



2010 7-11-1 (3-8-0 in Sun Belt)

A22	UT Martin	2-2 ²⁰¹⁷	T
A27	at Arkansas-Pine Bluff	1-0 ⁰⁷	W
A29	at La Tech	1-0	W
S3	Lipscomb	2-0	W
S5	at Belmont	3-1	L
S10	Tulsa	1-0	W
S17	Oral Roberts	3-2	L
S19	SEMO	1-0	L
S24	at Florida Atlantic*	1-0	L
S26	at Florida International*	1-0 ²⁰¹⁷	L
O1	Middle Tennessee*	2-0	L
O3	Western Kentucky*	2-0	L
O8	at Louisiana-Lafayette*	3-2	L
O10	at Louisiana-Monroe*	2-1	L
O15	South Alabama*	2-1	W
O17	Troy*	2-1	W
O21	Denver*	2-0	L
O24	at North Texas*	2-0	L
O29	at Arkansas-Little Rock	2-1 ²⁰¹⁷	L

O7	at South Alabama*	0-0 ²⁰¹⁷	T
O12	North Texas*	2-1	L
O18	Florida International*	3-1	L
O20	Florida Atlantic*	5-4	W
O26	at Arkansas-Little Rock*	3-1	W

Sun Belt Conference Tournament at Mobile, Ala.

O31	Western Kentucky	1-0	L
-----	------------------	-----	---

2008 4-12-2 (1-8-2 in Sun Belt)

A23	Central Arkansas	5-2	W
A29	Arkansas-Pine Bluff	7-0	W
S5	at Centenary	3-2	W
S8	at Stephen F. Austin	3-1	L

Tulsa Soccer Challenge at Tulsa, Okla.

S12	at Oral Roberts	3-2	L
S14	at Tulsa	4-0	L

S21	Southeastern La.	4-0	L
S26	at South Alabama*	3-2	L
S28	at Troy*	1-0	L
O3	Louisiana-Lafayette*	3-2	L
O5	Louisiana-Monroe*	1-1 ²⁰¹⁷	T
O10	Middle Tennessee*	2-1	W
O12	Western Kentucky*	2-0	L
O17	at Denver*	2-0	L
O19	at North Texas*	2-0	L
O24	Florida Atlantic*	3-2 ⁰⁷	L
O26	Florida International*	2-1	L
O31	at Arkansas-Little Rock*	0-0 ²⁰¹⁷	T

2009 8-10-3 (5-5-1 in Sun Belt)

A22	Central Arkansas	4-1	W
A30	La Tech	1-0	L
S1	Arkansas-Pine Bluff	2-1	L

Red Wolves Cup Jonesboro, Ark.

S5	Mississippi Valley St.	4-0	W
S6	Grambling	4-0	W

UTEP Tournament El Paso, Texas

S11	vs Weber State	2-0	L
S13	vs Sam Houston State	1-1 ²⁰¹⁷	T

S20	at Oklahoma State	5-0	L
S25	South Alabama*	4-3 ⁰⁷	W
S27	Troy*	3-0	W
O2	at Louisiana-Lafayette*	3-1	W
O9	at Middle Tennessee*	3-1	L
O11	at Western Kentucky*	4-0	L
O16	Denver*	3-0	L
O18	North Texas*	2-0	L
O23	at Florida Atlantic*	0-0 ⁰⁷	T
O25	at Florida International*	3-2	L
O30	Arkansas-Little Rock*	1-0	W
N1	at Louisiana-Monroe*	5-1	W

Sun Belt Conference Tournament at Boca Raton, Fla.

N4	Western Kentucky [^]	1-1 ²⁰¹⁷	T
----	-------------------------------	---------------------	---

[^] A-State advanced on a shootout 4-2

N6	Denver	3-1	L
----	--------	-----	---

2011 7-10-3 (5-5-1 in Sun Belt)

A19	at Lipscomb	1-1 ⁰⁷	T
A21	at Mississippi State	3-1	W
A26	at Central Arkansas	2-0	W
A28	at SEMO	4-0	L
S2	at UT Martin	4-2	L
S11	Murray State	2-1 ⁰⁷	L
S16	Belmont	2-1	L
S18	Arkansas-Pine Bluff	4-4 ⁰⁷	T
S23	Florida Atlantic*	3-0	W
S25	Florida International*	2-1 ⁰⁷	L
S30	at Middle Tennessee*	3-0	L
O2	at Western Kentucky*	3-2 ²⁰¹⁷	L
O7	Louisiana-Lafayette*	2-0	W
O9	Louisiana-Monroe*	5-0	W
O14	at South Alabama*	2-0	L
O16	at Troy*	2-1	W
O20	at Denver*	6-0	L
O23	North Texas*	1-1 ⁰⁷	T
O28	Arkansas-Little Rock	4-0	W

Sun Belt Conference Tournament at Murfreesboro, Tenn.

N2	Florida International	2-0	L
----	-----------------------	-----	---

2012 11-8-1 (5-4-1 in Sun Belt)

A17	at Indiana	3-0	L
A19	Arkansas-Pine Bluff	6-0	W
A24	at Murray State	1-0	W
A31	at Memphis	4-0	L
S2	Jackson State	4-0	W
S7	UT Martin	4-1	W
S9	Central Arkansas	2-0	W
S14	at Southern Miss	2-0	L
S16	at Grambling	6-2	W
S21	at Western Kentucky*	2-0	L
S23	at Middle Tennessee*	2-1	L
S28	Louisiana-Monroe*	3-0	W
S30	Louisiana-Lafayette*	2-0	W
O5	at Troy*	2-1	W

2013 10-7-3 (4-4-0 in Sun Belt)

A23	Southern Miss	2-2 ²⁰¹⁷	T
A25	at Mississippi State	4-0	L
A30	at Central Arkansas	3-2	W
S3	Missouri State	3-1	W
S6	at SEMO	0-0 ²⁰¹⁷	T
S8	Grambling	7-0	W
S13	at Tulsa	4-0	L
S15	at Oral Roberts	3-2 ⁰⁷	L
S20	Arkansas-Pine Bluff	5-0	W
S22	Murray State	3-1	W
S29	Arkansas-Little Rock*	5-0	W
O3	at Troy*	1-0	L
O6	South Alabama*	2-0	L
O11	at Louisiana-Monroe*	3-2	W
O13	Louisiana-Lafayette*	1-0	L
O18	Western Kentucky*	3-0	W
O20	Georgia State*	3-2 ⁰⁷	W
O27	at Texas State*	3-0	L

Sun Belt Conference Tournament at San Marcos, Texas

N6	Louisiana-Lafayette	2-1	W
N8	South Alabama [^]	1-1 ²⁰¹⁷	T

[^] South Alabama advanced on a shootout 6-5

2014 4-14-0 (1-8-0 in Sun Belt)

A22	at Murray State	3-2	W
A24	Tulsa	1-0	L
A31	Central Arkansas	2-1	L
S5	Mississippi State	5-0	L
S7	at Missouri State	3-0	L
S12	Mississippi Valley State	5-1	W
S14	at Southern Miss	1-0 ²⁰¹⁷	L
S19	SEMO	3-0	L
S21	Arkansas-Pine Bluff	8-0	W
S26	Texas State*	2-1	L
S28	Appalachian State*	1-0	L
O3	at Georgia Southern*	2-0	L
O5	at Georgia State*	5-2	L
O10	at Louisiana-Monroe*	1-0	W
O12	at Louisiana-Lafayette*	4-2	L
O18	at Arkansas-Little Rock*	2-1	L
O24	South Alabama*	4-1	L
O26	Troy*	3-0	L

Brian Dooley
2015-Present
9-22-4 (.257)



2015 3-14-1 (1-7-1 in Sun Belt)

A21	at Southern Miss	2-1 ²⁰¹⁷	L
A23	Arkansas-Pine Bluff	1-0	W
A28	at Central Arkansas	3-2 ²⁰¹⁷	L
A30	Murray State	3-2	L
S4	Southeastern Louisiana	4-0	L

YEAR-BY-YEAR RESULTS



S6	Mississippi Valley State	4-0	W
at Memphis, Tenn.			
S11	vs Idaho	2-0	L
S13	La Tech	3-1	L
S18	at SEMO	1-0	L
S25	at Appalachian State*	2-1	L
S27	at Texas State*	3-2 ^{20T}	L
O2	Georgia State*	1-1 ^{20T}	T
O4	Georgia Southern*	3-1	L
O9	Louisiana-Lafayette*	1-0	L
O11	Louisiana-Monroe*	2-0	W
O16	Arkansas-Little Rock*	2-1 ^{0T}	L
O23	at Troy*	2-1	L
O25	at South Alabama*	4-1	L

2016 6-8-3 (4-5-1 in Sun Belt)

A21	Southern Miss	1-0	L
A25	at Southeastern La.	1-0	W
A28	at La Tech	1-1 ^{20T}	T
S1	Central Arkansas	1-0 ^{20T}	L
S4	at Murray State	1-1 ^{20T}	T
S11	Mississippi Valley State	3-2	W
S16	at Coastal Carolina*	4-0	L
S18	at Troy*	1-1 ^{20T}	T
S23	South Alabama*	1-0	L
S25	Louisiana-Monroe*	1-0	L
S30	Appalachian State*	3-0	W
O2	at Arkansas-Little Rock*	2-0	L
O7	at Louisiana-Lafayette*	1-0	W
O9	at Texas State*	1-0	W
O16	Georgia State*	2-1	W
O23	Georgia Southern*	2-1 ^{0T}	L

Sun Belt Conference Tournament at Foley, Ala.

N2	Coastal Carolina	3-0	L
----	------------------	-----	---

2017 9-6-2 (5-4-1 in Sun Belt)

A18	at Missouri State	2-1	W
A24	at Lipscomb	1-0 ^{0T}	L
A27	Saint Louis	3-2	L
S1	Oral Roberts	3-0	W
S3	at Central Arkansas	1-0	L
S8	at UT Martin	2-0	W
S15	Louisiana*	2-1 ^{0T}	L
S17	Troy*	4-1	W
S22	Little Rock*	1-0	W
S24	Texas State*	1-0	L
S29	at Appalachian State*	1-1 ^{20T}	T
O1	at Georgia Southern*	2-1	L
O8	Coastal Carolina*	3-1	W
O13	at South Alabama*	1-0	W
O15	at Louisiana-Monroe*	1-0	L
O20	at Georgia State*	2-0	W

Sun Belt Conference Tournament at Foley, Ala.

N1	Little Rock ^A	1-1 ^{20T}	T
----	--------------------------	--------------------	---

^A Little Rock advanced on a shootout 3-1

ALL-TIME RESULTS



Alabama A&M	5-0-0	Prairie View A&M	1-0-0
Alabama Birmingham	0-1-0	Saint Louis	0-2-0
Appalachian State	1-2-1	Sam Houston State	0-0-1
Arkansas-Little Rock	*8-8-2	Samford	0-1-0
Arkansas-Pine Bluff	7-1-1	Stephen F. Austin	0-4-0
Belmont	0-2-0	South Alabama	3-13-3
Centenary	*2-5-1	Southeastern Louisiana	1-3-0
Central Arkansas	7-3-0	Southern Miss	0-4-1
Central Oklahoma	0-1-0	Southeast Missouri State	0-8-1
Christian Brothers	0-1-0	Southwest Missouri State	0-1-0
Coastal Carolina	1-2-0	Saint Louis	0-1-0
Colorado Christian	0-1-0	Tennessee	0-1-0
Dallas Baptist	0-1-0	Tennessee-Chattanooga	0-3-0
Denver	*1-12-0	Texas State	2-4-0
Drury	0-3-0	Troy	5-6-1
Florida Atlantic	2-4-1	Tulsa	*2-3-0
Florida International	1-10-2	UT-Martin	*2-6-1
Georgia Southern	0-4-0	Weber State	0-1-0
Georgia State	3-1-1	Western Kentucky	1-13-1
Grambling State	3-0-0	Yale	0-0-0
Idaho	0-1-0		
Indiana	0-1-0	* 1 victory against Arkansas-Little Rock, Centenary, Denver, Tulsa and UT-Martin later vacated due to NCAA sanctions (overall records changed to reflect vacated victories)	
Jackson State	1-0-0		
Jacksonville State	1-0-0		
Lipscomb	1-1-1		
Louisiana-Lafayette	7-10-0		
Louisiana-Monroe	10-3-1		
Louisiana Tech	1-3-2		
McNeese State	1-0-0		
Memphis	0-1-0		
Middle Tennessee	1-12-1		
Mississippi State	1-2-0		
Mississippi Valley State	4-2-0		
Missouri	0-1-0		
Missouri State	2-2-0		
Murray State	6-5-1		
North Texas	0-15-1		
Northern Iowa	1-0-0		
Northwestern State	0-2-0		
Oklahoma State	0-3-0		
Oral Roberts	1-4-0		

ALL-TIME LETTERWINNERS



A

Name	Hometown	Years
ABNER, Ava	Fort Thomas, Ky.	2013, 14, 15
ADAMS, Jordan	Longview, Texas	2012, 13, 14, 15
ANDREA, Amy	Indian Creek, Ill.	2015, 16, 17
AGUIRRE, Aja	Burnaby, Canada	2011, 12
AXELSON-SAHLEN, Sara	Malmö, Sweden	2001, 02

B

Name	Hometown	Years
BALDWIN, Audrey	Forest Hill, Md.	2012
BECKERS, Annaliese	Elmhurst, Ill.	2006
BENEFIEL, Katelin	Odessa, Texas	2005, 06
BERDAN, Jessica	Coppell, Texas	2012
BRAMER, Maria	Stockholm, Sweden	2002
BRIENT, Lucy	Franklin, Tenn.	2009
BROCHU, Lindsey	Berlin, Ct.	2016, 17
BROWN, Susan	Calgary, Canada	2009, 10
BUNNER, Anna	Fayetteville, Ark.	2006
BURGESS, Gwen	Las Vegas, Nev.	2002, 03

C

Name	Hometown	Years
CAIRNS, Lana	Arlington, Texas	2004, 05
CARMICHAEL, Katey	Frisco, Texas	2012, 13, 14, 15
CARTER, TAYLER	Bremerton, Wash.	2014, 15, 16, 17
CHAMBERS, Julie	Jonesboro, Ark.	2016, 17
CLARK, Michele	St. Peters, Mo.	2008, 09, 10, 11
COATES, Julianna	Tulsa, Okla.	2017
COGLAN, Lena	Mountain Home, Ark.	2002
COOK, Lindsay	Jonesboro, Ark.	2000
CRIMI, Lauren	Lake Tapps, Wash.	2014
CZEPIEL, Megan	Round Rock, Texas	2006, 07

D

Name	Hometown	Years
DAVIS, Hannah	Fayetteville, Ark.	2016, 17
DELLI CARPINI, Arianna	Pound Ridge, N.Y.	2015, 16
DIEKER, Beranadette	Libertyville, Ill.	2005, 06, 07, 08
DUERST, Jenna	Sarasota, Fla.	2012, 13, 14, 15

E

Name	Hometown	Years
EBENROTH, Riley	O'Fallon, Mo.	2017
ERTL, Maggie	Tulsa, Okla.	2017

F

Name	Hometown	Years
FINDERS, Kelsey	St. Charles, Mo.	2010, 11
FINK, Christina	Ponchatoula, La.	2011, 12, 13
FLETCHER, Candace	Bryant, Ark.	2001, 02, 03
FLYNN, Kassie	St. Louis, Mo.	2015
FRICKE, Chelsea	Dallas, Texas	2009, 10
FUERMAN, Jill	McKinney, Texas	2009, 10
FULGHAM, Kelly	Collierville, Tenn.	2002
FURIO, Hailey	Naperville, Ill.	2017
FURR, Alex	Midlothian, Texas	2010, 11, 12, 13

G

Name	Hometown	Years
GEAR, Kailey	Batavia, Texas	2008
GEELS, Mary	McKinney, Texas	2006, 07, 08, 09
GELLIS, Bailey	West Creek, N.J.	2017
GETTER, Mollie	Overland Park, Kan.	2001, 02
GILES, Christine	Cape Coral, Fla.	2010, 11, 12, 13
GLATTER, Melissa	Kearney, Neb.	2003, 04
GONZALEZ, Pilar	Colleyville, Texas	2007
GOODMAN, Kelly	Buda, Texas	2004, 05, 06, 07
GRAHAM, Jenny	Tulsa, Okla.	2001, 02, 03
GREER, Jacqueline	Sedalia, Mo.	2015, 16

H

Name	Hometown	Years
HAMM, Kellye	McKinney, Texas	2005, 06, 07
HANNAH, Faith	Benton, Ark.	2000, 01
HARPER, Noelle	Sheridan, Ark.	2006
HARRIS, Abby	Manahawkin, N.J.	2016, 17
HECKMAN, Callah	Atwater, Calif.	2006
HOPKINS, Chelsea	Topeka, Kan.	2005, 06, 07, 08
HOSEA, Katie	McKinney, Texas	2011, 12, 13, 14
HOWARD, Elizabeth	Bristol, England	2012, 13
HUBBARD, Meg	Jonesboro, Ark.	2000, 01
HUCKABY, Ashley	---	2000
HULL, Tiffany	Houston, Texas	2000, 02, 03, 04

ALL-TIME LETTERWINNERS



I

Name	Hometown	Years
ISENBERG, Alexia	Pflugerville, Texas	2004, 05

J

Name	Hometown	Years
JACKSON, Ashley	Plano, Texas	'10, '11, '12, '13
JOHANSEN, Lindsay	Vancouver, Canada	'12, '13
JOYCE, Madison	Manhattan, Kan.	'12, '13
JINGBLAD, Jessica	Norrkoping, Sweden	'11

K

Name	Hometown	Years
KALOGHIROU, Anna	Jonesboro, Ark.	2007, 08, 09, 10
KARLSSON, Annica	Vantaa, Finland	2016
KASSAB, Courtney	Pinckney, Mich.	2007
KELLEY, Jena'	Heber Springs, Ark.	2011, 12, 13, 14
KISER, Sheri	Louisville, Ky.	2000, 01, 02
KOSS, Amy	Lakeview, Ark.	2006, 07, 08, 09
KREKELER, Katharine	Chesterfield, Mo.	2005, 06, 07, 08
KRAMER, Logan	Millersville, Pa.	2012
KREMER, Bethany	Southlake, Texas	2011, 13
KRIMM, Sara	Brentwood, Tenn.	2008
KURANDA, Karly	St. Charles, Ill.	2009, 10

L

Name	Hometown	Years
LEE, Amanda	Brampton, Canada	2012, 13, 14, 15
LAING, Blayne	Mississauga, Canada	2011
LITTLE, Stacey	Delta, Canada	2000, 01, 02, 03
LONG, Amanda	Caulfield, Mo.	2000, 01, 02, 03
LUKE, Jaymee	Las Vegas, Nev.	2015

M

Name	Hometown	Years
MACE, Meghan	Franklin, Tenn.	2008, 09, 10, 11
MACINTOSH, Victoria	Manchester, Mo.	2017
MANN, Adrienne	Delta, Canada	2000, 01, 02, 3
MANSON, Karen	Bristol, England	2000, 01, 02
MBENQUE, Yayedior	Cedar Hill, Texas	2015
McCLURE, Megan	Webster Groves, Mo.	2017
McKENNA, Erin	McKinney, Texas	2006, 07, 08, 09
McKINNEY, Leslie	Little Rock, Ark.	2000, 01
McGILVRAY, Mallory	Haslet, Texas	2009, 10, 11, 12

McRAE, Markie	Eaton Rapids, Mich.	2005, 06, 07, 08
McMURTRY, Ashley	Plano, Texas	2009, 10, 11, 12
MENKE, Cassidy	O'Fallon, Mo.	2015
MERRITT, Darah	Jonesboro, Ark.	2015
MITCHELL, LOREN	Lawrenceville, Ga.	2012, 13, 14, 15
MILLITONI, Laura	Mt. Carmel, Ind.	2006
MOLGE, Meredith	Plano, Texas	2010
MOORE, Lindsay	Collierville, Tenn.	2007
MUNRO, Joanne	Pitts Meadows, Canada	2001, 02, 03

N

Name	Hometown	Years
NEISER, Ina	Blytheville, Ark.	'03, '04, '05
NICHOLS, Michelle	Parker, Colo.	2011
NILES, Lizzy	Elgin, Ill.	2008, 09, 10, 11
NITTI, Kara	St. Charles, Ill.	2008, 09, 10, 11

O

Name	Hometown	Years
O'Boye, Dana	Plainfield, Ill.	2016, 17

P

Name	Hometown	Years
PACE, Calley	Sugar Land, Texas	2006
PADGETT, Katherine	Carlsbad, Calif.	2013, 14, 15, 16
PALKE, Sarah	Tulsa, Okla.	2002, 03, 04, 05
PATTERSON, Lindsey	Des Peres, Mo.	2008, 09, 10, 11
PHILIPPE, Alexis	Ballwin, Mo.	2014, 15, 16
PONDER, Kelsey	St. Louis, Mo.	2015, 16
POWELL, Tracy	Little Rock, Ark.	2008, 09
PITTS, Tory	Brentwood, Tenn.	2009, 10, 11

R

Name	Hometown	Years
RAIKES-May, Emma	Manchester, England	2003
RANA, Mary Jo	Chandler, Ariz.	2005
RAY, Heather	Squamish, Canada	2003, 04, 05, 06
RAY, Stephanie	Fort Smith, Ark.	'04, '05, '06
REAGAN, Kathleen	Madison, Ala.	2004, 05, 06, 07
REED, Bailey	Mexico, Mo.	2015, 16, 17
REESBY, Jamie	Kingwood, Texas	2000, 01, 02, 03
REESE, Rachel	Spring, Texas	2000, 01
RIGGS, Lexi	Fort Worth, Texas	2014

ALL-TIME LETTERWINNERS



RIVERA, Kristina	Abingdon, Md.	2012
ROACH, Monica	Ovilla, Texas	2005

S

<i>Name</i>	<i>Hometown</i>	<i>Years</i>
SAND, Lindsey	Lincoln, Neb.	2002
SAUERWEIN, Adair	North Richland Hill, Texas	2006
SCHAGER, Christine	Madison, Ala.	2001, 02, 03, 04
SCHNEIDER, Taylor	Ballwin, Mo.	2016, 17
SCHUE, Hailey	Chesterfield, Mo.	2017
SELIG, Kendall	Bryant, Ark.	2016
SHEPPARD, Summer	Collierville, Tenn.	2013
SHIRLEY, Lisa	Mountain Home, Ark.	2002
SIERS, Stasha	High Ridge, Mo.	2008, 09, 10, 11
SIMAO, Samhia	Belo Horizonte, Brazil	2013, 14
SMIECHOWSKI, Brielan	Maple Ridge, Canada	2004, 05, 06, 07
SIMON, Carmen	Azagra, Spain	2014
SIMON, Nina	St. Louis, Mo.	2014
SMITH, Olivia	High Ridge, Mo.	2017
SODOMA, Sarah	Manchester, Mo.	2017
SPARKS, Shawna	Litchfield Park, Ariz.	2002, 03, 04, 05
SPEAR, Jamey	Evansville, Ind.	2000, 01, 02
STARVEN-ERISSON, Elin	Bromma, Sweeden	2008
STECKEL, Anna	Hamburg, Germany	2007
STEPHENS, Lyndsie	Lincoln, Neb.	2002, 03, 04
STEURER, Shannon	Ballwin, Mo.	2015
STEWART, Ellen	Germantown, Tenn.	2005
STOLTZFUS, Megan	Tigeras, N.M.	2008, 09, 10, 11
SUPPLE, Michaela	Albuquerque, N.M.	2013

T

<i>Name</i>	<i>Hometown</i>	<i>Years</i>
THIELE, Melanie	Edmonton, Canada	2003, 04, 05, 06
TRESTER, Peyton	Kansas City, Mo.	2017
TROUTMAN, Emily	Louisville, Ky.	2007
TRUEMAN, Katie	St. Louis, Mo.	2002
TURESSON, Sofia	Hassebly, Sweeden	2008

V

<i>Name</i>	<i>Hometown</i>	<i>Years</i>
VAAPIL, Marica	Oxie, Sweeden	2002, 03, 04
VAUGHT, Jenna	St. Louis, Mo.	2014

W

<i>Name</i>	<i>Hometown</i>	<i>Years</i>
WARD, Mykel	Frisco, Texas	2012, 13, 14, 15, 16
WEGLEIN, Kathy	Manchester, Md.	2002, 03
WESLEY, Casey	Saugua, Calif.	2013
WESTER, Sutton	Rockford, Ill.	2014, 15, 16
WHEELER, Becca	Arlington, Texas	2010, 11, 12
WHITE, Lara	Paragould, Ark.	2016
WICKS, Sara	St. Johns, Canada	2014
WIDENER, Jen	Cincinnati, Ohio	2001, 02, 03, 04
WILLIAMS, Briana	Clinton, Md.	2014, 15, 16
WILEY, Miranda	Maryville, Ill.	2008, 09, 10
WILTON, Sallye	Midland, Texas	2002, 03, 04
WOJT, Caitlin	Collierville, Tenn.	2007

Y

<i>Name</i>	<i>Hometown</i>	<i>Years</i>
YODER, Shana	Tulsa, Okla.	2003, 04, 05, 06

Z

<i>Name</i>	<i>Hometown</i>	<i>Years</i>
ZELEDON, Crystal	Pacific, Calif	2013, 14
ZINGO, Jessie	Oologah, Okla.	2006, 07

active players in **BOLD**

INDIVIDUAL AWARDS & HONORS



Loren Mitchell



Heather Ray



Taylor Schneider

SUN BELT AWARDS

Sun Belt Leadership Team

2014-15	Jordan Adams
2015-16	Alexis Phillippe
2016-17	Alexis Phillippe

NEWCOMER OF THE YEAR

Sun Belt Conference

2016	Taylor Schneider (F)
------	----------------------

FRESHMAN OF THE YEAR

Sun Belt Conference

2017	Sarah Sodoma (F)
------	------------------

ALL-CONFERENCE HONORS

Sun Belt Conference

2000	1st - Tiffany Tull (D)
2005	1st - Heather Ray (D)
	2nd - Shawna Sparks (F)
2012	2nd - Ashley McMurtry (F)
2013	1st - Loren Mitchell (F)
	1st - Lindsay Johansen (D)
2016	2nd - Kelsey Ponder (GK)
	2nd - Sarah Sodoma (F)
2017	2nd - Riley Eberoth (D)
	2nd - Kelsey Ponder (GK)

CollegeSportsMadness

SBC All-Conference

2012	1st - Christina Fink (F)
	2nd - Ashley McMurtry (F)
2013	1st - Loren Mitchell (F)
	1st - Katie Hosea (D)
	2nd - Samhia Simao (M)
	2nd - Ashley Jackson (D)

ALL-TOURNAMENT TEAM

Sun Belt Conference

2002	Adrienne Mann (GK)
2009	Chelsea Frickle (D)
2013	Loren Mitchell (F)

PLAYER OF THE WEEK

Sun Belt Conference (Offensive)

Aug. 31, 2010	Susan Brown
Sept. 24, 2013	Loren Mitchell
Oct. 23, 2013	Loren Mitchell

Oct. 11, 2016	Taylor Schneider
---------------	------------------

Sun Belt Conference (Defensive)

Oct. 2, 2012	Ashley McMurtry
Oct. 11, 2016	Kelsey Ponder
Sept. 4, 2017	Kelsey Ponder

CollegeSportsMadness

Oct. 29, 2012	Christina Fink
Sept. 24, 2013	Christina Fink
Oct. 23, 2013	Loren Mitchell



Lindsay Johansen

Excel Camp
Canada



Katie Hosea

SAAC President
A-State



Jordan Adams

Leadership Team
SBC



Alexis Philippe

Leadership Team
SBC

LEADERS ON AND OFF THE FIELD

The Arkansas State soccer program has had a rich history when it comes to being an active part of the community and A-State family. The Red Wolves are consistently among one of the top programs in the Student-Athlete Advisory Committee competition. The event is a yearlong event in which each sport earns points for supporting fellow athletes by attending games, SAAC sponsored events and other activities on campus.

Several A-State soccer have also served on the SAAC leadership board, including recent graduate Katie Hosea who had two terms as the organization's president and was responsible for putting on events, raising awareness about SAAC to fellow student-athletes and being an active part of the community.

Jordan Adams, who also served as the SAAC secretary, was also named to the Sun Belt Leadership in the summer of the 2015. Adams was one of eleven student-athletes chosen from member schools around the league. The Sun Belt Conference Leadership Team recognizes one individual from each institution that exemplifies the highest qualities of being a true Student-Athlete. The award is given to a letter-winning student-athlete, based on leadership, sportsmanship, community service, citizenship, academic excellence and any other qualities valued by the institution.

Alexis Philippe, who served one term on the SBC leadership in 2015-16, returns for a second stint in 2016-17. She was also selected to attend the NCAA Leadership forum in November of 2016 where she worked with student-athletes from all divisions of the NCAA and discuss issues and information impacting the student-athlete experience. Outside of athletics and the classroom, Philippe is involved in several community service projects and has served on the Executive Board for the Up 'Til Dawn project that helps fund research at St. Jude Children's Hospital.

On the field, the Red Wolves have established themselves as one of the leading programs in helping to develop top-flight international talent. Former A-State student-athlete Lindsay Johansen participated in a Canadian National Team Camp in the summer of 2013.



CONFERENCE TOURNAMENT HISTORY



SUN BELT 1-9-3

0 Championships

2000 - Mobile, Ala.

Nov. 3 North Texas 6, A-State 0

2001 - Miami, Fla.

Oct. 31 North Texas 10, A-State 2

2002 - Mobile, Ala.

Nov. 4 Denver 3, A-State 0

2003 - Bowling Green, Ky.

Nov. 5 North Texas 10, A-State 1

2004 - Miami, Fla.

Nov. 3 Middle Tennessee 5, A-State 2

2009 - Boca Raton, Fla.

Nov. 4 A-State 1, Western Kentucky 1
A-State advanced 4-2 on a shootout

Nov. 6 Denver 3, A-State 1

2011 - Murfreesboro, Tenn.

Nov. 2 Florida International 2, A-State 0

2012 - Mobile, Ala.

Oct. 31 Western Kentucky 1, A-State 0

2013 - San Marcos, Texas

Nov. 6 A-State 2, Louisiana-Lafayette 1

Nov. 8 South Alabama 1, A-State 1
USA advanced 6-5 on shootout

2016 - Foley, Ala.

Nov. 2 Coastal Carolina 3, A-State 0

2017 - Foley, Ala.

Nov. 1 A-State 1, Little Rock 1
Little Rock advanced 3-1 on a shootout

RECORDS VS OPPONENTS IN CONFERENCE TOURNAMENTS

Coastal Carolina	0-1-0
Denver	0-2-0
Florida International	0-1-0
Little Rock	0-0-1
Louisiana-Lafayette	1-0-0
Middle Tennessee	0-1-0
North Texas	0-3-0
South Alabama	0-0-1
Western Kentucky	0-1-1



Neil Abel 2009 inductee
 Golf Coach, 1980-2006

Linda Allison 1994 inductee
 Basketball, 1980-84

Fred Barnett 1999 inductee
 Football, 1986-89

Randy Barnhill 2003 inductee
 Football, 1984-86

Mike Beebe 2008 inductee
 Honorary Inductee

Earl Bell 1986 inductee
 Track, 1974-77

Bill Bergey 1982 inductee
 Football, 1965-68

Harold Blood 2016 inductee
 Track, 1988-90

Everett Bolton 1986 inductee
 Three sports, 1939-41, 1946-48

Rusty Bourg 1995 inductee
 Baseball, 1967-70

Gene Bradley 2009 inductee
 Football, 1976-79

Steve Brooks 1995 inductee
 Basketball, 1970-74

Dwane Brown 2001 inductee
 Football, 1984-87

Ray Brown 1996 inductee
 Football, 1983-85

Dan Buckley 1995 inductee
 Football, 1966-69

Jess Bucy 1998 inductee
 Baseball, 1949-51; Basketball, 1949-51

Mike Burk 1997 inductee
 Basketball, 1964-68

Johnie Burnett 1985 inductee
 Four sports, 1927-29

Bill Caldwell 1985 inductee
 Three sports, 1956-59

Jim Callaway 1992 inductee
 Baseball, 1965-68

Maurice Carthon 1991 inductee
 Football, 1979-82

Nelson Catalina 1991 inductee
 Basketball Coach, 1979-95

Howard Cissell 1993 inductee
 Football, 1954-57

Ron Carroll 2005 inductee
 Trainer, 1976-present

Michael Cline 2015 inductee
 Football, 1983-85

Gary Crane 1992 inductee
 Basketball, 1965-68; Football, 1967-68

HALL OF HONOR



Carter Ray Crawford 1997 inductee
Football, 1984-85

Dave Dailey 2000 inductee
Golf, 1984-88

Bill Davidson 1984 inductee
Football, 1953-57; FB Coach, 1968-78

Tommy Davis 2002 inductee
Football, 1958-59

John Dickey 1997 inductee
Basketball, Football, Baseball, 1947-48

John Dickson 1984 inductee
Basketball, 1963-67

Wayne Dorton 2004 inductee
Football, 1968-71

Bennie Ellender 1982 inductee
Football Coach, 1963-70

Carlos Emmons 2015 inductee
Football, 1992-95

Marina Engelbrecht 2014 inductee
Women's Tennis, 2003-06; Tennis Coach 2012-15

Frosty England 1983 inductee
Football Coach, 1946-53

Frank Farella 1999 inductee
Football, 1954-57

David Faught 2009 inductee
Men's Golf, 1994-97

Bob Ferralasco 2008 inductee
Football 1946

Charlotte Fields 1998 inductee
Basketball, 1984-88

Jay Flanagan 2007 inductee
Track Coach, 1989-2007

Chico Fletcher 2012 inductee
Basketball, 1997-2000

Don Floyd 2003 inductee
Athletic Director, 1969-75

Pedra Wilson Flournoy 2002 inductee
Track, 1990-93

Charlie Fredrick 2006 inductee
Football, 1984-87

Aubrey Gatewood 1988 inductee
Baseball, 1956-59

Bob Giersburg 1994 inductee
Track, 1966-68

George Glenn 1984 inductee
Baseball, 1963-66

Terry Gwin 1985 inductee
Football, 1965-66

Julie Hagood 2010 inductee
Women's Basketball, 1997-2000

James Hamilton 1990 inductee
Football, 1968-71

Foy Hammons 1988 inductee
Football, 1913-15; FB Coach, 1919-21

Lauren Fair Harmon 2008 inductee
Volleyball, 1993-96

Calvin Harrell 1994 inductee
Football, 1968-71

Jeff Hartwig 2000 inductee
Track, 1989-90

Dan Henderson 1995 inductee
Basketball, 1974-77

Thomas Hill 1982 inductee
Track, 1968-72

David Hines 1996 inductee
Football, 1972-75

Joe Hollimon 1993 inductee
Football, 1971-74

Keith Horn 2010 inductee
Baseball, 1993-95

T.J. Humphreys 1988 inductee
Football, Track, 1973-77

Marvin Jarrett 2000 inductee
Basketball, 1978-80

Sue Jayroe 1997 inductee
Basketball, 1975-80

Rickey Jemson 2012 inductee
Football, 1983-86

Garry Johnson 2011 inductee
Football, 1999-02

Tyrell Johnson 2016 inductee
Football, 2004-07

Ken Jones 1987 inductee
Football, 1972-75

Al Joyner 1993 inductee
Track, 1980-83

Gerald Jumper 1990 inductee
Football, 1964-67

HALL OF HONOR



Tim Keane 2005 inductee Football, 1965-67; Football Coach, 1972-89	Marvin Neloms 2011 inductee Football, 1983-86
George Kell 1999 inductee Tennis, 1940	Newton Norris 2001 inductee Basketball, 1934-37
Monica Klebe 1998 inductee Track, 1986-89	Beth Anderson Nuneviller 2012 inductee Volleyball, 1988-89, & Tennis, 1989-90
Guy Kochel 1984 inductee Track Coach, 1972-89	Okey Oldham 1990 inductee Football, 1928-29; Baseball, 1928-30
John Koldus 1995 inductee Baseball, 1952-53; Football, 1950-52	Roy Painter 2002 inductee Football, 1973-76
Larry Lacewell 1987 inductee FB Coach, Athletic Director, 1979-90	Bill Phillips 1992 inductee Football, 1968-71
Tim Langford 2008 inductee Football, 1980-83	Paul Pila 2015 inductee Track and Field, 1979-80
Harry Larche 1983 inductee Three sports, 1946-48	Wayne Pitcock 1991 inductee Baseball, 1967-69
Doug Lowery 2005 inductee Football, 1970-73	Chris Poole 2010 inductee Volleyball Coach, 1987-92
Mike Malham, Jr. 2001 inductee Football, 1972-75	Ed Preston 1991 inductee Track, 1975-77
Mike Malham, Sr. 2006 inductee Football Coach, 1971-84	John Rauth 1983 inductee Basketball Coach, Golf Coach, 1949-79
Tim Maloney 2004 inductee Baseball, 1981-83	Tom Reese 2007 inductee Football, 1962-65
Micah Marsh 2007 inductee Basketball, 1994-98	Kyle Richardson 2015 Inductee Football, 1992-95
Jo Beth Carmack Mathis 2000 inductee Volleyball, 1990-92	Don Riggs 1986 inductee Four sports, 1955-59
Margie Kolat McGee 2006 inductee Volleyball, 1991-94	Kelly Riley 2009 inductee Track & Field, 1989-92
Kendra Meichsner 2005 inductee Tennis, 1995-98	David Rodely 2015 inductee Track & Field, 1988-91
Dennis Meyer 1991 inductee Football, 1968-71	Jerry Rook 1983 inductee Basketball, 1962-65
Maurice Miller 1986 inductee Three sports, 1946-50	Scott Roper 2010 inductee Football, 1986-87
David Mitchell 2013 inductee Football, 1970-73	John Rose 1985 inductee Track, Basketball Coach, 1963-76
Andy Morris 1990 inductee Baseball, 1958-61; SID, 1969-74; Asst. AD, 1974-77	Dana Ryan 1989 inductee Baseball, 1965-68
Jerry Muckensturm 1992 inductee Football, 1972-75	Daniel Ryland 2014 inductee Track & Field, 1998-2000, 2002
Anthony Myles 2001 inductee Basketball, 1978-80	Don Scaife 1989 inductee Basketball, 1973-75

HALL OF HONOR



Bobby Scott 1992 inductee Four sports, 1948-51	Shyla Tucker 2003 inductee Basketball, 1991-94
Elbert Shelley 1997 inductee Football, 1983-86	Joe Turner 2011 inductee Football, 1960-62
Fred Shepherd 2002 inductee Basketball, 1990-93	Juli Vaccari 1990 inductee Volleyball, 1975-78
Doug Shouse 2013 inductee Track & Field, 1982-84	Tommy Walker 2013 inductee Football, 1980-83
James E. Simmons 2006 inductee Football, 1970-72	Jim Wagner 1996 inductee Baseball, 1967-70
Ron Smith 2014 inductee Football, 1976-79	Sam Wier 1988 inductee Football, 1960-62; Football Assistant, 1971-72
Leslie Speck 1984 inductee Three sports, 1931-35; Coach, 1936-38	Matt Whiteside 2007 inductee Baseball, 1987-90
Robert Speer 2014 inductee Football, 1973-76	Terry Whiting 2016 inductee Football, 1968-71
Jerald Spencer 2006 inductee Track & Field, 1965-67	Bob Williams 1987 inductee Track, 1975-79; Coach, 1980-86
Tommy Spiers 1998 inductee Football, 1954-56	J.H. Williams 2013 inductee Basketball, 1973-75
Paul Stovall 2000 inductee Football, Track, 1953-54	Marcia Williams 1993 inductee Tennis, 1977-80; Coach, 1980-2011
Dan Summers 1998 inductee Football, 1962-65	H.T. Winters 1983 inductee Football, Baseball, 1929-32
Kellie Suttle 2016 inductee Track, 1994-96	Jerry Ann Winters 1994 inductee Women's Basketball Coach, 1984-95
Clovis Swinney 1989 inductee Football, 1967-69	Bennie Wilhelm 1993 inductee Four sports, 1946-49
John Tate 1998 inductee Basketball, 1986-89	Jim Wiseman 2007 inductee Football, 1984-87
Sonja Tate 2004 inductee Basketball, Track, 1990-93	Richie Voit 1989 inductee Football, 1950-53
Donnie Taylor 2001 inductee Track, 1976-79	Kay Woodiel 1988 inductee Coach in three women's sports, 1974-84
Bill Templeton 1987 inductee FB, 1954-56; FB Coach, 1965-79, Asst. AD, 1980-2013	
Harold Thomas 1996 inductee Baseball, 1953-56	
Willard Tilley 1982 inductee Football, Basketball, 1939-40	
J.A. Tomlinson 1982 inductee Athletic Dir., Baseball Coach, 1944-76	
Jan Troutt 1996 inductee Track, 1983-85	



The A-State Soccer program will begin its third year at the A-State Soccer Park in 2016. The facility, which opened in 2003, is also home to the Arkansas State Track and Field programs and has bleachers to seat up to 400-plus spectators along with areas for additional portable seating. An enclosed building features a state-of-the-art pressbox.

A newly resurfaced grass field was installed during the summer to provide the best playing surface for A-State and its opponents. In addition a new sound system was installed to improve sound and public address quality spectators and players alike.

Members of the media also enjoy a press box that has been constructed to make the covering of future matches a state-of-the-art experience. It features 14 work stations each equipped with hard-wired internet but hard-wired internet has been installed across the work space along with a wireless

internet signal that has already been accessible in recent seasons.

This season will also mark the first year for the newly built A-State Soccer Facility, which features new locker rooms, coaches offices, training room, lounge and a team meeting area. The area has 3,200 square feet of space and opened in the summer of 2015. The building will house the A-State tennis offices and locker rooms and is located adjacent to the A-State Tennis Courts which are slated to open for the 2015-16 season.

This is the second home for the Red Wolves soccer team. From 2000-12 the squad played at the A-State Soccer Park located at the North End of campus. Since the inception of the program the Red Wolves have won 51 matches at home, including 15 wins in Jonesboro over the last three seasons for a .576 home winning percentage.



RED WOLVES LOCKER ROOM



The A-State Soccer Complex boasts a modern and spacious locker room that includes locker rooms for the Red Wolves, as well as facilities for opponents and game officials. The venue also provides an on-site training room, a meeting room and lounge for the team and offices for the A-State coaching staff.





The Arkansas State University men's basketball program's commitment to academics is a significant one.

All of the necessary tools and resources for A-State student-athletes to achieve academic success is provided. This includes academic tutoring and mentoring, learning skills assessments and strategies, course management assistance, degree program advisement and career development.

The Arkansas State University Athletics Department announced the fourth largest single donation in its history, a \$400,000 gift from Charles Luter that was used to enhance the athletics' academic facility, at a press conference held at the newly named Charles Luter Family Academic Success Center in September of 2008.

The Academic Success Center serves as a foundation for structure, discipline and organization for the education of all A-State student-athletes. The facility, coupled with innovative programs and equipment, currently houses the academic support staff, tutors, computer labs, a resource room, study areas, tutorial rooms, small group study centers, a large conference room, the compliance office and spring sports coaching offices.

Among the most recent and noticeable modifications to the Charles Luter Family Academic Success Center is a new foyer housed in a brick and rock exterior that, along with new landscaping, gives the entrance to the building a modern look and creates a stronger image. The actual foyer has a large Red Wolves logo embedded in a terrazzo flooring that greets visitors as they enter the building. A receptionist office now also connects to the lobby area, which holds all-new furniture and a plaque recognizing Charles and his wife Kay.

A restructuring of the academic resource center, now known as Dawson's Den, has occurred, including a wall-wrap celebrating academic success that is clearly visible for student-athletes working in the computer lab. Additionally, tutorial rooms and computer-work stations have been upgraded in this area, which also displays pictures of the most recent A-State graduates. The names of the latest members of the Athletic Director's Honor Roll are also showcased in Dawson's Den. The area is named after Scott and Kay Dawson, longtime supporters of Red Wolves' athletics.

Red Wolf Leadership Academy

It is well-known that collegiate athletics departments across the country place a common emphasis on graduation, but Arkansas State has taken it a step further by already fulfilling a bold promise of 100 percent job placement for all its graduating student-athletes.

A-State has met its job-placement goal through its newly-developed Red Wolves Leadership Academy, which con-

tinues to strengthen with a new study abroad component added to foster global awareness which is often cited by employers as a positive attribute they seek.

In the summer of 2015, Arkansas State student-athletes took part in the first study abroad program offered by any university and their athletics department in the nation. The program goes hand-in-hand with the Red Wolves Leadership Academy, designed with the sole purpose to obtain 100 percent job placement for ALL student-athletes upon graduation.

The Red Wolves took a ground-breaking step by sending the group of student-athletes to London on a faculty-led academic program. For A-State Director of Athletics Terry Mohajir, this is just one of the many ways it all comes back to providing the Red Wolves with the most comprehensive experiences possible to be successful in life.

According to a recent CNN article (2014), titled "Studying abroad could give you an edge in the job market," only one percent of U.S. college students manage to study abroad. The author can now count these and future Red Wolves among that one percent.

Research conducted by UC Merced backs up what Mohajir, the A-State Athletics Department, and A-State Chancellor Dr. Tim Hudson, who has led hundreds of such programs, believes — adding the study abroad component to the Red Wolves Leadership Academy puts its student-athletes among the most desirable employees in the nation coming out of college and helps create global citizens.

The UC Merced research also showed that 97 percent of study abroad students found employment within 12 months of graduation, while only 49 percent of college graduates found employment in the same period. Additionally, statistics revealed study abroad students had a 25 percent higher starting salary than those college graduates who did not study abroad.

Graduate school also falls under the all-encompassing umbrella provided by the Red Wolves Leadership Academy and is included in its goal of 100 percent job placement since it has a significant impact on future employment. According to IES Abroad research ("Recent Graduates Survey: The Impact of Studying Abroad on Recent College Graduates' Careers", 2012), 90 percent of alumni who were accepted into one of their top two choices for graduate or professional school studied abroad.

Like Mohajir and Dr. Hudson, Dr. DeeDee Hudson, Director of the Office of Study Abroad at A-State, and Dr. Osa Amienyi, Chair of the Department of Media at Arkansas State University, were part of the study abroad vision and instrumental in bringing it to fruition.

ATHLETIC FACILITIES



Arkansas State's athletics programs compete in top-of-the line facilities.

Centennial Bank Stadium, which opened in 1974, has evolved into a beautiful stadium which seats over 30,000 fans. The stadium has undergone a "Centennial Expansion" construction project that covers 40,000 square feet, including the press box and concourse.

The 192,000 square-foot Convocation Center is a multi-purpose facility that is home to the A-State basketball, volleyball and indoor track and field teams.

Coaches and student-athletes moved into a new \$2.7 million track and field complex in spring 2004. It contains an eight-lane 400-meter track and can be set up for two NCAA venues.

Three local country clubs graciously allow A-State men's and women's golf programs to utilize their facilities for practice and play.

J.A. "Ike" Tomlinson Stadium-Kell Field serves as the home to Red Wolves baseball. Built in 1993, the stadium received complete lighting in 1996, 206 field level seats were added for the 2008 season and a new scoreboard was installed in 2011.

A-State's newest women's program, bowling, competes in the Jonesboro Bowling Center. Coming in the 2015-16 season, the bowling team will have a locker room and player's lounge at the Jonesboro Bowling Center.


The Red Wolves' soccer and track and field teams utilized the same stadium for the first time in school history during the 2014-15 season, as the soccer field was relocated as part of the track facility.

A-State has also completed a new women's soccer and women's tennis facility, which houses both squads' locker rooms, training room, offices and more.

Facilities have received a number of face lifts since Director of Athletics Terry Mohajir's arrival in 2012, making sure that the athletic department's "front door" and other sports areas possess a first-class appearance.

A-State has completed, is in the process of completing and has committed a combined \$60 million in construction and facility renovations since Mohajir's arrival, including stadium lighting and seats at Centennial Bank Stadium.

Also included in the upgrades have been renovations inside the A-State Football Facility and weight rooms, locker rooms and training rooms at both Centennial Bank Stadium and the Convocation Center, where new seating has also been installed.




Centennial Bank Stadium



Student Activity Center



Convocation Center



Convocation Center Weight Room



RidgePointe Country Club



Convocation Center



Tomlinson Stadium and Kell Field



A-State Tennis Courts



Track & Field/Soccer Complex



Women's Soccer and Women's Tennis Facility



Sage Meadows Golf Club



TRANSFORMATION • MOMENTUM

- A vibrant on-campus community that will grow by 500 to a capacity of 3,700 with two new residence hall areas in fall 2017
- All-time record enrollment in the fall of 2016
- Investments of over \$175 million in new facilities and major upgrades in the past five years
- One of the nation's top-10 nursing programs according to NurseJournal.org
- Back-to-back No. 10 rankings (2016 and 2017) in U.S. News & World Report's best online MBA programs





- A veteran-friendly campus, recognized repeatedly by Military Times magazine, sponsors one of America's oldest ROTC units, and home of the Beck PRIDE Center for America's wounded veterans
- Public-private partnerships that include:
 - The first osteopathic medical school in Arkansas with New York Institute of Technology
 - The first American-style residential university campus in Mexico at Campus Queretaro
 - The first convention center and hotel with the Red Wolf Convention Center near Centennial Bank Stadium





Jonesboro, home of Arkansas State University, weighs in as the largest city in Northeast Arkansas. As a matter of fact, if you form a triangle by connecting Little Rock, St. Louis and Memphis, Jonesboro stands out as the largest metropolitan city in what amounts to a 17,000 square mile triangular area.

Jonesboro is a great city of over 70,000, and is always ready to welcome incoming A-State students from the moment they arrive in town. The booming community has matured over the past half century into a regional center for cultural, educational, industrial, commercial, agricultural, communication, transportation, recreational and medical interests. It contains almost every convenience of a big city and every comfort of a small town.

The community is alive with cultural events such as the art exhibitions, theatrical and musical productions, not only on campus but in the city itself through the Jonesboro Fine Arts Council, NEA Foundation of Arts, the Forum and Northeast Arkansas Symphony.

Jonesboro is also the medical hub of northeast Arkansas and southeast Missouri, with two major hospitals and countless



medical professionals. The city is also a shopping mecca, offering a modern business district as well as quaint downtown antique shops and restaurants. The \$100 million Mall at Turtle Creek recently opened with more than 100 stores.

One of the five largest cities in Arkansas, Jonesboro is located between the vast and fertile Mississippi River and the cultural and scenic richness of the Ozark Mountains. It is nestled about 70 miles west of Memphis, Tennessee, on the gentle slopes of Crowley's Ridge.

Jonesboro is a comfortable one hour drive from Memphis, two hours from Little Rock and four hours from St. Louis. The City and University have meshed resources in recent years and have truly become the "capital" of the northeast quadrant of the state.

Northeast Arkansas is a recreation haven for the person who enjoys water sports, fishing, hunting, and boating as well as the joys of unspoiled nature. Jonesboro and the surrounding area have an abundance of lakes, rivers, ponds, streams and forests to serve as nature's playgrounds for the avid outdoors person.

And, Jonesboro, ranked by Forbes.com as the 27th "best small place to live" is a nice place to call home.





BOARD OF TRUSTEES



Dr. Tim Langford (Chair)

Little Rock, Ark.



Niel Crowson (Vice Chair)

Jonesboro, Ark.



Stacy Crawford (Secretary)

Jonesboro, Ark.



Price Gardner

Little Rock, Ark.



Christy Clark

Little Rock, Ark.

UNIVERSITY VICE CHANCELLORS



Dr. Lynita Cooksey

Academic Affairs and Provost



Dr. Len Frey

Finance and Administration



Dr. Jason Penry

University Advancement



Dr. Rick Stripling

Student Affairs

INTERCOLLEGIATE ATHLETICS COMMITTEE

The Intercollegiate Athletics Committee (IAC) was formed in the spring of 1997.

The IAC reviews and makes recommendations on issues involving the welfare of student-athletes, the role of athletics in campus life, and the athletics program's compliance with the university, conference, and NCAA regulations; reviews the role of existing and potential sports program personnel; reviews the athletics budget. The committee reports to the Chancellor.

Membership consists of four students appointed annually by the Student Government Association (one should be a student-athlete); four faculty appointed by the Faculty Senate (staggered two-year terms); one Faculty Athletic Representative appointed by the Chancellor (two-year term); one executive staff member appointed by the Chancellor (two-year term); the Dean of University College; two staff members appointed by the Staff Senate (staggered two-year terms); Student Government Association and Student Activities Board presidents; and representatives from the following external organizations: Alumni Association, Red Wolves Foundation, Lettermen's Club, and the Jonesboro Regional Chamber of Commerce ASU Committee. The Director of Intercollegiate Athletics and the Senior Woman Athletic Administrator serve as ex-officio, nonvoting members. The chancellor appoints a chair at the beginning of each academic year.



Dr. Karen McDaniel

IAC Chair

Faculty Athletics Representative



Dr. Charles Welch serves as president of the Arkansas State University System and has emerged as one of the state's leading advocates for higher education.

Dr. Welch was named the second president of the ASU System in November 2010 and officially began his new position in April 2011. He is the youngest person to ever serve as president or chancellor of an Arkansas community college, is the youngest university president in Arkansas, and is one of the youngest college presidents in the United States.

During his tenure, Dr. Welch has hired new chancellors for four of the system's five main campuses. Among the system's major expansion initiatives are the first American-style university campus to be built in Mexico and the planned New York Institute of Technology College of Osteopathic Medicine site in Jonesboro. Under his leadership, the ASU System office was relocated to Little Rock to enhance its statewide exposure and position in higher education leadership at the State Capitol.

Dr. Welch is chairman of the board of the Arkansas Association of Public Universities, as well as co-chair of the executive council of the Arkansas Department of Higher Education. He previously served as president of Hen-

derson State University, chancellor of the University of Arkansas Community College at Hope; vice chancellor for academic affairs at ASU-Beebe; and dean of university studies at Pulaski Technical College. Welch also worked at the University of Arkansas at Little Rock and has served as an instructor of education and political science at three different colleges in Arkansas.

A native of Jonesboro, Ark., Dr. Welch was a first-generation college student and the first member of either side of his extended family to receive a graduate degree. He received a Bachelor of Arts degree in political science from the University of Arkansas, where he served as president of the student body. He received a Master of Arts degree in political management from George Washington University and a Doctor of Education degree in higher education from Little Rock.

His experience in the governmental affairs arena includes serving as a White House intern and on the staffs of U.S. Sen. David Pryor and U.S. Rep. Blanche Lincoln.

He is a past president of the Arkansas Association of Two-Year Colleges, is a former board member for the Arkansas Sherrifs' Youth Ranches, and was recently inducted into the Arkansas Boys State Hall of Fame. *AY Magazine* named Welch as one of the "Powerful Men of 2013," and in 2005, *Arkansas Business* selected Welch to "40 Under 40," which profiled 40 "intriguing business and political leaders under age 40." He also has been active in the communities where he has worked, serving on a variety of local and regional boards and committees.

Dr. Welch and his wife, Mandy, are the parents of three daughters: Wheatley Grace, Emma Caroline, and Ava Claire.



Kelly Damphousse became Chancellor of Arkansas State University on July 2017 for one simple reason: he wants to do everything in his power to help the next generation of university students in the Mid-South achieve their academic dreams.

A personal touch with students, faculty, staff, alumni, and members of the community has been Damphousse's hallmark throughout his career, and at Arkansas State, has inspired those groups to adopt his "Every Red Wolf Counts" phrase as their operating philosophy. His self-effacing humor and a lifetime spent relating to individuals regardless of the job has endeared him to Arkansas State. Named to the Jonesboro Regional Chamber of Commerce Board of Directors after his arrival, he has also served in official and unofficial capacities with local and regional agencies.

Raised in a small fishing village in northern Canada, Damphousse attended Lethbridge Community College where he earned an associate's degree in law enforcement in 1982. A failed professional hockey tryout foiled one of his two early life ambitions – a career as a goalie in the NHL. His degree was the starting point for his other goal – becoming a Royal Canadian Mounted Police officer. Damphousse likes to say that three years in prison at the Alberta Correctional Service where he served as a correctional officer refocused his dream of becoming a Mountie.

Heading south, Damphousse enrolled at Sam Houston State University in Huntsville, Texas, where his life was changed forever. Along with completing his bachelor's degree in criminal justice, specializing in law enforcement and police science in 1987, he met Beth Smith, a College Station native who, in Kelly's words, "neither wanted to marry a cop or a Canadian." After a brief stint as a security manager for Macy's in Atlanta and New Orleans, he returned to school at Texas A&M University where he studied deviant behavior, something with which he was very familiar. His

thesis on the cause of youthful involvement in Satanism earned him his master's in sociology in 1991. For his 1994 doctorate, he studied the long-term impact of drug use under Howard Kaplan, the director of the laboratory for the Studies of Social Deviance.

He began his university career as an assistant professor in the Department of Justice Sciences at the University of Alabama at Birmingham in 1994, and then returned to his alma mater of Sam Houston State one year later as an assistant professor in the College of Criminal Justice.

Damphousse moved to the University of Oklahoma in 1997 as member of the Department of Sociology, where he directed several research projects, most notably the "American Terrorism Study" with Brent Smith of the University of Arkansas. He also worked on the Arrestee Drug Abuse Monitoring project in Oklahoma City and Tulsa, and the first-ever field test of voice-stress analysis deception detection software. Damphousse was the principal investigator or co-principal investigator on 42 projects at Oklahoma and Sam Houston State.

The co-author with Smith and Jeffrey Gruenewald of the forthcoming 2018 book, *Patterns of American Terrorism*, Damphousse also served as the co-editor of *Social Science Quarterly*, volumes 92 through 97. He has authored or co-authored 26 peer-reviewed articles in scholarly publications, 31 book chapters and 20 peer-reviewed technical reports.

Becoming associate dean in 2004, he was appointed the interim dean of CAS at Oklahoma in 2013. Damphousse was made the permanent dean in 2014. As the leader of OU's largest and oldest college, Damphousse led the first college-wide strategic planning exercise as well as assisting faculty and staff in the raising of more than \$30 million in private giving.

He is the third permanently appointed Chancellor of Arkansas State, the sixth to hold the title since it was instituted in 2006. Damphousse joins the line of successors to the university's founding leader, V. C. Kays, from 1909 as the 13th chief executive of the institution.

He and Beth have two daughters who are both graduates of Oklahoma. Kayleigh, a 2014 sociology graduate, earned a master's degree at Kansas, and is now the assistant director for retention and persistence at the University of Florida. Kristen, a 2016 biology graduate, recently completed her master's degree in public health at Emory University. The Damphousses are also the proud parents of Maple Leif, a standard poodle and lab mix, who serves as the First Dog of A-State and tweets at @MapleLeifDamp.

DIRECTOR OF ATHLETICS TERRY MOHAJIR



Terry Mohajir became the 11th Director of Athletics in A-State history on September 19, 2012, and since that time the Red Wolves have enjoyed unprecedented overall success academically, competitively and financially.

Since being named director of athletics, Mohajir (pronounced MO-HODGE-ER) has adopted an "ALWAYS RISING" slogan as an expansion on the popular "RED WOLVES RISING" campaign. With that theme in mind, the Arkansas State alumnus has instituted sweeping changes, created new policies, produced record-breaking fundraising totals, overseen significant facility upgrades, almost doubled the athletics department budget and implemented creative philosophies that have put the Red Wolves on course to strengthen their national brand. During his watch, the Red Wolves have accomplished numerous firsts in both academics and athletics accomplishments, but the Red Wolves' passionate and energetic leader continues to reinforce his belief that "our accomplishments of today become our expectations of tomorrow."

A-State has claimed 18 conference championships under Mohajir, including four Sun Belt football titles (2012, 2013, 2015 and 2016) and league crowns in volleyball (2015 and 2016), men's indoor (2015 and 2018) and outdoor (2016 and 2018) track and field, women's bowling (2016 and 2018), women's basketball (2014 and 2016), men's basketball (2013), women's indoor (2013) and outdoor (2015) track and field and women's cross country (2013).

Since 2012-13, the Red Wolves have won a league-high 16 Sun Belt titles. The next closest programs over the last six years are UT Arlington and South Alabama with 11 championships each. A-State's 18 total conference championships over the last six years are six more than it won the previous 12 years combined.

Arkansas State had its first female student-athlete ever win an individual national championship and its women's athletics program claimed its highest finish all-time in the Capital One Cup standings, earning two prestigious "Top-50" awards for ranking No. 44 among all NCAA Division I programs during 2013-14 and No. 45 in 2015-16. The No. 44 ranking was the highest ever by a Sun Belt Conference women's program.

The 2013-14 athletics year also saw A-State enjoy its highest ever finish in the Learfield Sports Director's Cup standings, ranking No. 1 in the Sun Belt Conference and No. 83 in the nation among 297 schools. The Red Wolves' finish not only set a school record, it topped the program's previous high of No. 134 set in 1999-2000 by 51 places. A-State posted its second and third highest finishes ever in

the standings in 2016-17 and 2015-16, respectively. A-State has led the Sun Belt Conference twice in the standings and finished among the league's top four programs every year under Mohajir.

During Mohajir's tenure, A-State has won four football conference championships with three different head coaches, including Gus Malzahn, Bryan Harsin and Blake Anderson. His hires have been heralded by the national media as some of the best in the country.

Mohajir has responded well with coaching transitions. Carrying out one of his first major acts as athletics director, he appointed an interim head football coach and kept the entire assistant coaching staff in place for the 2013 GoDaddy.com Bowl. The Red Wolves went on to claim their first bowl victory since 1970 and their first win over a top-25 ranked opponent since joining the FBS in 1992. Faced with a head football coaching change following the next season as well, Mohajir guided A-State through the process again by keeping the assistant coaching staff in place and giving the Red Wolves everything needed in order to pick up a second consecutive GoDaddy Bowl win.

Mohajir has successfully guided A-State through coaching changes in other sports as well. He appointed Mike Hagen head men's golf coach prior to the 2015-16 season, and he was promptly named the Sun Belt Conference Coach of the Year. Mohajir's most recent hire, Mike Balado, was previously the lead assistant at one of the elite men's basketball programs in the nation in Louisville and is considered one of the top up-and-coming head coaches in the nation. He replaced Mohajir's previous hire, Grant McCasland, who led the Red Wolves to 20 regular-season victories to tie the school record in his lone year with the program.

Six different coaches at A-State since Mohajir's arrival have been named either a Sun Belt Conference Coach of the Year or national Coach of the Year a combined 14 times.

The value he places on the student-athlete has been evident, creating the inaugural A-State Awards held at the end of each year to celebrate both their academic and athletic accomplishments. He was behind the development of a student-advisory group that encompasses everything from a student-athlete mentorship program to fostering leadership in the community. The Red Wolves Leadership Academy program (RWLA) was designed with the sole purpose to obtain 100 percent job placement for all the athletics department's student-athletes upon graduation, and that key initiative has been achieved the last four years in a row.

The RWLA continues to strengthen with a new study abroad component added to foster global awareness, which is often cited by employers as a positive attribute they seek. The study abroad program was designed to allow students the ability to make themselves more marketable in the workforce. The summer of 2015 saw Arkansas State student-athletes take part in the first study abroad program offered by any university and their athletics department in the nation. The program goes hand-in-hand with the RWLA's primary purpose to obtain 100 percent job placement for all its graduating student-athletes.

The Red Wolves' academic performance reach an all-time high during record-setting years since 2014-15, each year setting a new school standard for all-department GPA. The most recent 2017-18 academic year saw A-State's all-department GPA rise to 3.100 as a school-record 223 student-athletes made the fall 2017 Athletic Director's Honor Roll.

The program has also increased its Graduation Success Rate (GSR) the last three years under Mohajir. The most recent data announced in 2017 saw A-State produce a

DIRECTOR OF ATHLETICS TERRY MOHAJIR



school-record 83 percent GSR, topping its previous high of 79 set just one year prior. The Red Wolves continue to increase their Academic Progress Rate (APR) as well with the most recent data reflecting a school-record 971 score.

Additionally, the Red Wolves have made a strong commitment to cost of attendance, appropriating funds for all student-athletes that is in the top 15 percent of all FBS schools.

Mohajir's candid media interviews and engaging public speaking appearances have captivated the Red Wolves fan base, but his actions in a short amount of time have also reflected his vision to take A-State Athletics to new heights.

The primary development arm of A-State Athletics, formerly known as the Red Wolf Club, has been renamed the Red Wolves Foundation and a new logo has been introduced as part of a rebranding effort. The changes have been in conjunction with new and exciting initiatives that have been put in place, designed to make a significant impact on donor relations and fundraising opportunities. The positive results are evident with a 184 percent increase in the foundation's annual fund and premium seating revenue, while capital facilities fundraising is at an all-time high as well.

Another area that has seen dramatic growth under Mohajir is the Lettermen's Club, which has seen membership increase 205 percent since 2012. A-State has also achieved its highest spot ever in the Collegiate Licensing Company's (CLC) rankings and set school records for both football total season ticket sales and season ticket revenue. Not only that, A-State recently ranked 21st among the schools in the Group of 5 conferences in self-generated revenue.

The athletics department's budget increased from \$15.3 million in Mohajir's first year to a school-record \$43.1 million (FY 2016), representing an increase of 181 percent. A-State Athletics placed among the top 10 programs in the nation in each of the four most recent Excellence in Management Cup standings, which annually reviews the nation's athletics departments in regards to maximizing fiscal resources while providing results in the form of championship victories.

The growth of A-State's brand under Mohajir led to signing a new 10-year agreement in 2016 with Learfield Sports, one of the multimedia industry leaders, which is generating unprecedented revenue in the athletics department's history. Arkansas State, in the fall of 2016, also entered a new seven-year partnership with adidas that is the most lucrative apparel-based contract in school history and makes it an elite adidas program.

Mohajir has made it a point to engage the fan base,

stressing the importance of fan experience through avenues such as courtside seating at basketball games, enhancing game-day atmosphere and ensuring that staff go out of their way to extend every fan their assistance. Also among the changes in this area was the installation of a new approximately 1,600 square foot LED Daktronics scoreboard at Centennial Bank Stadium.

Facilities have received a number of facelifts since Mohajir's arrival as well, making sure that the athletic department's "front door" and other sports areas possess a first-class appearance. A-State has completed, is in the process of completing and has committed a combined \$80 million in construction and facility renovations since Mohajir's arrival, including stadium lighting and seats at Centennial Bank Stadium, new tennis courts and a new outdoor track. Also included in the upgrades have been renovations and updates inside the A-State Football Facility and with weight rooms, locker rooms and training rooms at both Centennial Bank Stadium and First National Bank Arena, where new seating has been installed.

The Red Wolves Foundation received a \$5 million gift commitment from alumnus Johnny Allison for a renovation to its "Centennial Expansion," and it is tied for the largest individual donation in A-State Athletics history. The construction and renovation project to the stadium's press box and west-side concourse covered 40,000 square feet and cost \$26 million.

The Red Wolves Foundation received a \$5 million contribution from First National Bank in October 2017 in conjunction to naming rights to the facility formerly known as the Convocation Center, and Mohajir oversaw the fundraising efforts for an approximately \$29-million football facility project in Centennial Bank Stadium's north end zone as well.

Construction on the end zone facility began in December of 2017 following another \$5 million commitment by Allison and an additional \$5 million contribution from Centennial Bank.

Additionally, a 78,000-square foot Student Activity Center (SAC), which also serves as an indoor practice facility for A-State sports, has been constructed on the north side of Centennial Bank Stadium. The approximate cost was \$11 million for construction of the center and the relocation of the soccer complex.

Committed to Title IX and gender-equity initiatives, A-State has worked to improve coaching staff sizes and salaries, operation funding and facilities under Mohajir. Among the upgrades, A-State has completed a new women's soccer and women's tennis facility, which houses both squads'

DIRECTOR OF ATHLETICS TERRY MOHAJIR



locker rooms, training room and more. A new women's bowling locker room, lounge and pro shop have also been constructed.

His philosophies on scheduling have been well documented, and they have resulted in home-and-home games with nationally-prominent programs such as Missouri and Miami for the first time in A-State history. He has capitalized on the Red Wolves recent success by gaining additional games against teams such as Southern Cal, making A-State the first Sun Belt program to schedule a football contest against the Trojans. In 2020, the Red Wolves will become just the second SBC team to play Michigan.

Mohajir was appointed as the Sun Belt Conference's representative on the inaugural College Football Playoff Athletic Director's Advisory Board, acting as one of 10 athletics directors from FBS conferences on the board. He was also asked to serve on the NCAA Division I Championships Cabinet and the NCAA Division I Football Issues Committee. Mohajir was one of six athletics directors appointed to the NCAA Division I Football Ad Hoc Recruiting Working Group, which was formed to conduct a comprehensive review of Division I football recruiting legislation.

He was most recently appointed Chairman of the Sun Belt Conference AD's Committee and, additionally, he was invited to be a guest panelist at the prestigious Knight Commission public meeting in May 2017 at the National Press Club.

Mohajir continues to evaluate and process information to complete a national-branding campaign, but has already started building a strong foundation for the future of A-State Athletics.

Mohajir's career path went through three other NCAA Division I institutions, including the University of Missouri-Kansas City, Florida Atlantic and Kansas, before leading him back to his alma mater.

Mohajir's wealth of experience, history of success working with a university in A-State's current conference and his noted accomplishments at a BCS automatic qualifying school made him a clear choice to take over the reins at Arkansas State.

Mohajir has gained national respect in collegiate athletics while working with some of the finest administrators and coaches in the country, such as former FAU, Louisville, Miami and Oklahoma head football coach Howard Schnellenberger.

The Overland Park, Kansas native has been involved with major fundraising campaigns at multiple universities, while also overseeing corporate sales, marketing promotions and ticket sales. Prior to A-State, he most recently served 16 months as Kansas' Senior Associate Director of Athletics and Chief Marketing Officer. Prior to his time with the Jayhawks, he spent a seven-year stint as Florida Atlantic's Senior Associate Director of Athletics for External Rela-

tions from 2004-11 after working at UMKC from 1997-2004 as its Assistant Director of Athletics for External Relations.

Mohajir worked at Kansas in a variety of capacities during two different stints, but his latest stop in Lawrence saw him assume responsibility for the Williams Education Fund that totaled over \$22 million in revenue for the fiscal year 2012. He supervised the athletics department's areas that generated over \$40 million in revenue. In addition, Mohajir oversaw Kansas' multimedia rights partnership for IMG. His most recent role as Chief Marketing Officer was heavily focused on the market strategies for the proposed football stadium renovations.

Mohajir went to Kansas from his position at Florida Atlantic, where he oversaw development, marketing, ticket sales, corporate sales and the media relations department. Foremost among his responsibilities was a fundraising campaign for a \$70 million on-campus football stadium. His astute project management helped the Owls' football program reach the 2007 New Orleans Bowl in just its fourth year as an FBS program, an NCAA record for the fastest start-up program to go to a bowl game. During his tenure, FAU's athletics department enhanced its major gift program 800 percent, Owl Club giving increased 400 percent and special-events revenue increased 150 percent.

Mohajir's original connection to KU dated back to the early 1990's, when he was a graduate assistant, an assistant offensive line coach and game-day special team's football coach for the Jayhawks (1993-96). He left Kansas in 1997 but didn't go far, staying in the Kansas City area to take over his administrative position with the newly-created Division I UMKC Athletics program. There he supervised marketing and promotions, sports information, fundraising, radio and TV contracts, corporate sales, tickets, event operations, sports medicine, strength and conditioning and men's soccer.

Under his leadership, the Kangaroos saw dramatic increases in endowment, sponsorships, ticket revenue and its donor base. One of his more visible accomplishments at UMKC was the fundraising and construction efforts for a new training room and strength and conditioning center.

During his time as an assistant coach at Kansas, Mohajir was on the staff that beat UCLA in the 1995 Aloha Bowl and had a final ranking of No. 9 in the AP poll. He was also a football ticket sales and promotions account executive for Kansas Athletics and earned a master's degree in sports management at KU in 1997.

Mohajir graduated from Arkansas State University with a major in sports management and a minor in business marketing in 1993. He was a starting safety on A-State's football team.

Mohajir is married to the former Julie Hammond and they have two daughters, Maria (17) and Molly (15), and son, Marco (10).

ATHLETICS STAFF DIRECTORY



AREA CODE: 870

ATHLETICS	972-3880
ATHLETIC TRAINING	972-3442
COMPLIANCE	972-2813
DEVELOPMENT & RED WOLVES FOUNDATION	972-2401
MARKETING AND PROMOTIONS	972-3930
MEDIA RELATIONS	972-2541
STRENGTH & CONDITIONING	972-2082
STUDENT SERVICES & ACADEMIC SUPPORT	972-2813
TICKET OFFICE	972-2781
BASEBALL	972-2700
MEN'S BASKETBALL	972-2077
WOMEN'S BASKETBALL	972-2303
WOMEN'S BOWLING	972-3876
FOOTBALL	972-2082
MEN'S GOLF	972-3411
WOMEN'S GOLF	972-2777
TRACK & FIELD/CROSS COUNTRY	972-3350
WOMEN'S SOCCER	972-2340
WOMEN'S TENNIS	972-3876
VOLLEYBALL	972-3876

ADMINISTRATION

Terry Mohajir	Director of Athletics	972-3882
Rich Zvocek	Deputy Director of Athletics	972-3005
Amy Holt	Executive Senior Associate AD/SWA	972-4163
Claire Drepur	Assistant AD for Administration	972-3126
Karen Carter	Business Manager	972-3115
Mallory Kibler	Administrative Asst. for Administration	972-2991
Karen McDaniel	Faculty Athletics Representative	972-3430

ATHLETIC TRAINING

Ron Carroll	Head Athletic Trainer	972-3923
Matthew Kabay	Assistant Athletic Trainer	972-2419
Simone Rush	Assistant Athletic Trainer	972-4009
Eric Ennis	Assistant Athletic Trainer	972-4008
Austin Kuhl	Assistant Athletic Trainer	680-8312
Phil Duplessy	Athletic Training GA	680-8310
Tori Panzica	Athletic Training GA	972-3682
Chandler Stephens	Athletic Training GA	680-8309
Kortney Delafosse	Athletic Training GA	680-8308
Konstandena Brown	Athletic Training GA	680-8311

COMPLIANCE

Joel Weems	Associate AD/Compliance	972-3098
Nikki Shanon	Assistant Director of Compliance	972-3162

DEVELOPMENT AND RED WOLVES FOUNDATION

Adam Haukap	Senior Associate AD for Development & Revenue	972-2401
Carlos McCants	Assistant AD for Development & Letterman Relations	972-3004
Liz Woit	Associate Director of Development	972-3895
John Hakenwerth	Development Coordinator	680-4353
Gina Winchester	Administrative Assistant	972-2401

FACILITIES AND EQUIPMENT

Randy Knowles	Associate AD Facilities & Event Management	972-2578
TBA	Assistant, Facilities & Event Management	972-2578
Tim Davis	Equipment Manager	680-8093
Robert Marchland	Assistant Equipment Manager	680-8093
Aubrey Champion	Equipment GA	680-8093
Bobby Burton	Athletic Facilities Supervisor for Grounds/Landscape	972-2066

MARKETING AND FAN EXPERIENCE

Sarah Munoz	Associate AD Marketing & Fan Engagement	972-2950
Phil George	Assistant AD for Marketing & Creative Media	972-2943
Aaron Howard	Director of Marketing, Community Outreach	972-2558
Jake Pendergast	Director of Video Content & Operations	972-9996

RED WOLVES SPORTS PROPERTIES

Erik Book	General Manager	972-2464
Kristen Siler	Manager, Business Development	972-2944
Shayne Odum	Coordinator of Partnership Services	972-2464

SPIRIT GROUPS

Paige Pauley	Coordinator/Head Coach	972-4077
--------------	------------------------	----------

MEDIA RELATIONS

Jerry Scott	Associate AD for Media Relations	972-3405
Mark Taylor	Assistant Director for Media Relations	972-3547
Chris Graddy	Assistant Director for Media Relations	972-2707
Dennen Cuthbertson	Assistant Director for Media Relations	972-2541
Dustin Sullivan	Director of Digital Media	972-2682

STRENGTH & CONDITIONING

Pay Ivey	Assistant AD for Athletic Performance	680-8253
Ryan Jackson	Director of Athletic Performance	972-2082
Matt Murphy	Assistant Director of Performance	972-2082
James Diaz	Director of Basketball Athletic Performance	972-3897
Max Tilden	Assistant Director of Performance	972-2082
Jen Taft	Assistant Athletics Performance Coach	972-3897
Riley Trowbridge	Athletics Performance GA	972-2082
Miles Drummond	Athletics Performance GA	972-2082

TICKET OFFICE

Haley Stout	Box Office Manager	972-2781
Tyler Weedon	Ticket Sales & Fan Development	680-8325

STUDENT SERVICES AND ACADEMIC SUPPORT

Abby Wilson	Associate AD/Student Services	972-3356
Shaquita Lee-Renelique	Assistant AD/Student Services	972-2302
Katharine Whitaker	Academic Coordinator	972-2721
Nate Carr	Academic Coordinator	972-4791
Brodrick Johnson	Academic Coordinator	972-3702
Crimsyn Dover	Eligibility Certification Officer	972-3831

VIDEO

Chris Buttgen	Video Coordinator	680-8004
---------------	-------------------	----------

BASEBALL

Tommy Raffo	Head Coach	972-2700
Rowdy Hardy	Assistant Coach	680-4339
Rick Guarno	Assistant Coach	680-4338
Craig Massoni	Volunteer Assistant Coach	680-4336

MEN'S BASKETBALL

Mike Balado	Head Coach	972-2077
Vince Walden	Associate Head Coach	972-2491
Casey Stanley	Assistant Coach	972-2077
Mike Scutero	Assistant Coach	972-2077
Frank Holloway	Director of Operations	972-2627

WOMEN'S BASKETBALL

Brian Boyer	Head Coach	972-2303
Deidra Johnson	Assistant Coach	972-3637
Todd Buchannan	Assistant Coach	972-3583
Autumn Rademacher	Assistant Coach	972-2473
Lauren Bradshaw	Director of Operations	972-3505

WOMEN'S BOWLING

Justin Kostick	Head Coach	680-8552
Tanner Seal	Assistant Coach	972-3876

FOOTBALL

Blake Anderson	Head Coach	972-2092
Trooper Taylor	Assistant Head Coach	972-3873
Buster Faulkner	Offensive Coordinator	680-8438
Joe Cauthen	Defensive Coordinator	972-3294
Allen Rudolph	Assistant Coach	972-3871
Kyle Cefalo	Assistant Coach	680-8003
Brian Early	Assistant Coach	972-3872
Allen Johnson	Assistant Coach	680-8055
Chris Buckner	Assistant Coach	972-3716
Norval McKenzie	Assistant Coach	680-8006
Matt Ellerbrock	Graduate Assistant	972-2082
Andrew Norman	Graduate Assistant	972-2082
Michael Gibbs	Graduate Assistant	972-2082
Cedric Douglas	Graduate Assistant	972-2082
Andrew Norman	Quality Control	972-2082
Derrick Haney	Quality Control	972-2082
Scotty Conely	Assistant AD/FB Operations	972-3874
Dave Robinson	Director of Player Personnel	680-8005
Karen Rinehart	Administrative Assistant	972-2092
Yvonne Foster	Administrative Assistant	972-2082

MEN'S GOLF

Mike Hagen	Head Coach	972-3411
Max McGrail	Graduate Assistant	972-3411

WOMEN'S GOLF

MJ Desbiens Shaw	Head Coach	972-2708
Rachel Pollock	Graduate Assistant	972-2708

WOMEN'S SOCCER

Brian Dooley	Head Coach	972-3195
Shannon Washington	Assistant Coach	972-8193
Daniel O'Hare	Graduate Assistant	972-3876

WOMEN'S TENNIS

Kel Lange	Head Coach	972-2795
-----------	------------	----------

TRACK & FIELD/CROSS COUNTRY

Jim Patchell	Head Coach	680-4001
Matt Kraft	Assistant Coach	680-4003
Matt Vining	Assistant Coach	972-4002
TBA	Assistant Coach	680-4005
Kyle Chandler	HC Cross Country/Asst. Track	680-4005

VOLLEYBALL

David Rehr	Head Coach	972-2725
Brian Gerwig	Assistant Coach	972-3524
Carissa Damler	Assistant Coach	972-3115

ATHLETICS MEDIA RELATIONS



FACILITIES: Media facilities at the A-State Soccer Park consist of a press box with wired and wireless internet capabilities. For more information to gain access to this area, please contact Chris Graddy in the A-State Athletics Media Relations Office.

CREDENTIALS: Media Credentials are not required for A-State home soccer games, but the A-State Media Relations Office does ask that you contact Chris Graddy in advance of a match if you attend to cover the game for a media outlet. Arrangements will be made to accommodate media members in the press box.


PARKING: There is NO reserved parking at the A-State Soccer Park, but ample parking is provided around the facility. If you have any questions or concerns, contact the A-State Media Relations Office.

GAME SERVICES: Programs, notes, reference guides, statistical packets, and live statistics (Stat Broadcast) are provided.

PHOTOGRAPHERS: Photographers are not allowed to shoot from in front of the team bench areas. Along the end lines, photographers must stay clear of the net area and are not allowed to shoot from directly behind the goals. Certified photographers of newspapers, magazines, wire services and TV stations must request passes in writing. No credentials will be issued to freelance photographers.

INTERVIEWS: Head Coach Brian Dooley will be available in the media room after each game, following a brief team meeting. A-State student-athletes will also be available by request at this time. The A-State women's soccer locker room is CLOSED to the media following games. To arrange for a student-athlete interview during the week, contact Chris Graddy, Assistant Athletic Media Relations Director at (870) 972-2541.

ATHLETICS MEDIA RELATIONS STAFF




Jerry Scott
Director
Office: (870) 972-3405
Cell: (870) 243-6021
jscott@astate.edu



Mark Taylor
Assistant Director
Office: (870) 972-3547
Cell: (870) 219-5705
martaylor@astate.edu



Chris Graddy (Soccer SID)
Assistant Director
Office: (870) 972-2707
Cell: (870) 340-7836
cgraddy@astate.edu



Dennen Cuthbertson
Assistant Director
Office: (870) 972-2428
Cell: (870) 820-0594
mcuthbertson@astate.edu



Dustin Sullivan
Director of Digital Media
Office: (870) 972-2682
Cell: (870) 275-8375
dsullivan@astate.edu

Primary Phone: (870) 972-2541

Mailing Address:

P.O. Box 1000, State University, AR 72467

Delivery Address:

217 Olympic Dr., Jonesboro, AR 72401

ATHLETICS MEDIA RELATIONS



INJURY INFORMATION POLICY: A student-athlete's protected health information is protected by federal regulations under either the Health Information Portability and Accountability Act (HIPAA) or the Family Educational Rights and Privacy Act of 1974 (the Buckley Amendment) and may not be disclosed without either the student-athlete's authorization under HIPAA or their consent under the Buckley Amendment. Authorized/consented injury information pertaining to a student-athlete shall be released to the media through the Athletics Media Relations Department after being authorized by the athletic trainer. It's also appropriate in post-game or weekly press conferences for head coaches to announce team injury updates. It's the policy of the Department of Athletics to provide accurate information on injuries and not withhold injury information from the media. Team physicians may be available to offer explanation on injuries if requested by the athletic trainer. Any sideline or locker room report made to the media shall be made by an athletic trainer, team physician, or a media relations staff representative.

WEB ACCESS: Schedules, rosters, statistics, student-athlete bios, news, etc. are available on the official A-State Athletics website at www.AStateRedWolves.com and then click on women's soccer.

DIRECTIONS TO THE A-STATE SOCCER PARK

FROM MEMPHIS INTERNATIONAL AIRPORT:

Start going toward the Airport Exit on Winchester Road. Bear right on Plough Boulevard for 1.4 miles. Take ramp onto I-240 West toward I-240 Little Rock/Downtown for 2.6 miles. Continue on I-55 North for 6.1 miles. Take the St. Louis/Little Rock exit on I-55 North and go 24.4 miles. Take exit 23B/Marked Tree/Jonesboro onto US-63 for 0.5 miles. Continue on US-63 North for 41 miles. Take ramp toward Caraway Road/Red Wolf Boulevard for 0.2 miles. Bear right on Caraway Road and go 1.8 miles. Use the middle lane to left onto E Matthews Ave. and continue onto E Washington Ave. Turn right onto The Marion Berry Parkway for 0.1 miles and then turn right onto Red Wolf Trail to arrive at the A-State Soccer Park.

FROM LITTLE ROCK NATIONAL AIRPORT:

Leaving the airport on East Roosevelt Road go 0.3 miles and continue on Annie M. Bankhead Drive for another 0.4 miles. Turn left to take ramp onto I-440 East toward I-40 for 11.3 miles. Take the Jacksonville exit onto US-67 North and go 96.5 miles. Turn right on AR-226E and go 11.7 miles. Turn right on Co. Road 203. Turn left on US-49 for 6.5 miles. Take ramp onto US-63 South and go 2.7 miles until taking the Stadium/Red Wolf Boulevard exit for 0.2 miles. Use the middle lane to left onto E Matthews Ave. and continue onto E Washington Ave. Turn right onto The Marion Berry Parkway for 0.1 miles and then turn right onto Red Wolf Trail to arrive at the A-State Soccer Park.



MEDIA OUTLETS



PRINT/ONLINE MEDIA

Jonesboro Sun

P.O. Box 1249, Jonesboro, AR 72403
870-935-5525 (Phone), 870-935-5823 (Fax)
sports@jonesborosun.com

Arkansas Democrat-Gazette

P.O. Box 2221, Little Rock, AR 72203
501-378-3411 (Phone), 501-375-4521 (Fax)
sports@arkansasonline.com

Associated Press

10802 Executive Center Dr., Suite 100
Little Rock, AR 72211
501-225-3668 (Phone), 501-225-3249 (Fax)

The Herald

P.O. Box 1930, State University, AR 72467
870-972-3075 (Phone), 870-910-8042 (Fax)
herald@astate.edu

Memphis Commercial Appeal

495 Union Avenue, Memphis, TN 38101
800-444-6397 (Phone), 901-529-2362 (Fax)
sports@gomemphis.com

Stephens Media Group

401 South Victory, Little Rock, AR 72201
501-734-0699 (Office), 501-374-0860 (Fax)

Paragould Daily Press

P.O. Box 38, Paragould, AR 72450
870-239-8562 (Office), 870-239-8565 (Fax)
scoop@paragoulddailypress.com

Newport Daily Independent

2408 Hwy 367 North, Newport, AR 72112
870-523-5855 (Phone), 870-523-6542 (Fax)
sports@newportindependent.com

SportingLifeArkansas.com

6834 Cantrell Road, STE 367 Little Rock, AR 72207
888-825-2062 (Phone)
simon.lee@sportinglifearkansas.com

AStateNation.com

501-680-7335 (Phone)
jeff@arkst.com

TELEVISION

KAIT-TV (ABC)

P.O. Box 790, Jonesboro, AR 72403
870-931-8888 (Phone), 870-933-8058 (Fax)
sports@kait8.com

ASU-TV

P.O. Box 2160, State University, AR 72467
870-972-3070 (Phone), 870-972-3828 (Fax)
ccpillow@astate.edu

KARK-TV (NBC)

1401 West Capitol Ave., Suite 104
Little Rock, AR 72201
501-340-4444 (Phone), 501-375-1961 (Fax)
sports@kark.com

KATV-TV (ABC)

401 South Main, Little Rock, AR 72201
501-372-7777 (Phone), 501-324-7546 (Fax)
sports@katv.com

KTHV-TV (CBS)

8th & Izard, Little Rock, AR 72203
501-244-4572 (Phone), 501-376-1645 (Fax)
sports@todaysthv.com

KLRT-TV (FOX)

10800 Colonel Gleen Road, Little Rock, AR 72204
501-217-4257 (Phone), 501-227-0855 (Fax)
sports@fox16.com

WREG-TV (CBS)

803 Channel 3 Drive, Memphis, TN 38104
901-527-9336 (Phone), 901-577-0198 (Fax)
gleen.carver@wreg.com

WMC-TV (NBC)

1960 Union Avenue, Memphis, TN 38104
901-726-0416 (Phone), 901-278-7633 (Fax)
jgreer@wmcstations.com

WHBQ-TV (FOX)

485 S. Highland Street, Memphis, TN 38111
901-320-1313 (Phone), 901-320-1366 (Fax)
matt.stark@foxtv.com

WPTV-TV (ABC)

2701 Union Extended, Memphis TN 38112
901-323-2430 (Phone), 901-452-1820 (Fax)
eyewitnessnews@abc24.com

RADIO

KASU (91.9 FM)

P.O. Box 2160, State University, AR 72467
870-972-3070

East Arkansas Broadcasters

403 West Parker Road, Jonesboro, AR 72401

KWHF (95.9 FM) | 870-934-5009

KBTM (1230 AM & 101.3 FM) | 870-935-5597

KFIN (107.9 FM) | 870-932-1079

KIYS (101.7 FM) | 870-935-5598

KNEA (970 AM & 95.3 FM) | 870-932-8400

Jonesboro Radio Group

314 Union, Jonesboro, AR 72401

KDXY (104.9 FM) | 870-933-8800

KEGI (100.5 FM) | 870-934-5009

KDXY-HD3 (92.7 FM) | 870-933-8800

KJBX (106.3 FM) | 870-933-8800

KDXY-HD2 (107.5 FM) | 870-933-8800

KJBX-HD2 (98.5 FM) | 501-823-0933

KKSP The Source (93.3 FM) | 501-823-0933

KPOC/KRLW (106.3 FM & 1320 AM) | 870-886-6666

KABZ (103.7 FM The Buzz) | 501-661-1037

ESPN Radio (730 AM) | 901-522-1919

WHBQ (Sports 560 AM) | 901-522-1919